




Sr .No.	MONTHS & WORKING DAYS	CONTENT / TOPIC	LEARNING OBJECTIVES	21 st CENTURY SKILLS	EXPECTED LEARNING OUTCOME	ACTIVITY / ASSESSMENTS	TEACHING AIDS
1)	April 22	<p>BRIDGE COURSE</p> <p>*Our Neighbourhood</p> <p>*Parts of our body</p> <p>*Parts of a plant</p> <p>*Seasons</p>	<p>To revise some important things from previous standard.</p> <p>To enable students to recall the places of neighbourhood.</p> <p>To identify the parts of our body.</p> <p>To identify the different parts of the plant.</p> <p>To identify the different seasons.</p>	<p>Discussion Communication</p> <p>Communication</p> <p>Communication Discussion</p> <p>Critical Thinking Communication</p> <p>Communication Brain Storming</p>	<p>To revise some important things from previous standard.</p> <p>To talk about different important places in neighbourhood area.</p> <p>To revise the names of our body parts.</p> <p>To revise the names of part of the plant.</p> <p>To revise and learn the names of different seasons.</p>	<p>Some activities from textbook.</p> <p>Tick the words in the box that you see in the pictures.</p> <p>Look at the picture and label the parts of our body.</p> <p>Look at the picture and label the different parts of the plant.</p> <p>Observe the picture and name the seasons.</p>	<p>Board, chalk, ICR</p> <p>Picture, board , chalk</p> <p>Pictures , board , chalk</p> <p>Pictures ,board , chalk</p> <p>Picture ,board ,chalk</p>
2)		<p>About Me</p> 	<p>To enable the students to talk about themselves.</p>	<p>Communication</p> <p>Life Skill-Self awareness</p>	<p>To know themselves better.</p>	<p>Read and complete the sentences.</p> <p>I am a.....</p> <p>My name is</p> <p>I like to play.....</p>	<p>Chalk, videos , pictures</p>
3)	April/June	<p>My Body</p> 	<p>To enable the students to study about parts of our body and recognize sense organs.</p>	<p>Reflective Observation</p>	<p>To learn the names of the different parts of our body.</p>	<p>Look at the picture and label the parts of our body.</p>	<p>Chart, ICR Picture , board , chalk</p>

4)	June 16	My Family 	To enable the students to talk about their family members. To know about types of family.	Remembering	To know about family members.	Write the names of your family members in the family tree. 	Chart, ICR Board , chalk , picture
5)		Our Food 	To study about different food items. To learn different food habits.	Concrete Experience Remembering	To know about different food items.	Write the names of food items you have for breakfast, lunch, dinner. 	Chalk, board, chart
6)	July 26	Houses 	To enable students to know about different rooms in a house.	Remembering Discussion	To know different types of houses.	Take a chart paper. Draw a house. Colour it and decorate it nicely . Cut it out and paste it in your scrapebook .	ICR , pictures ,board
7)	August 22	Clothes 	To know about clothes in different seasons.	Observation Critical Thinking Colouring	To understand types of clothes for different seasons.	Look at the pictures. Colour yellow the clothes we wear in summer. Colour red the clothes we wear in winter.	Chart, ICR Board , picture
8)		My School 	To learn about different places in a school .	Creativity Remembering	To know more about school..	Make a list of five things you will find in a classroom and five things you will find in the playground. Draw them in your notebook.	Chart, ICR, chalk, board
9)	September 25	My Neighbourhood 	To enable students to know neighbourhood and surrounding places.	Discussion Creativity	To know the different places in our neighbourhood.	Collect the pictures of neighbourhood places from old books , newspapers and magazines and paste them in your scrapbook. Write names of places.	Chart, ICR, chalk, board
10)		Good Habits 	To enable students to respect and greet elders.	Observation Brain Storming	To know and learn about good habits.	Write G for good manners and B for bad manners. 	Chalk, board , ICR , pictures

11)	October 17	Air 	To understand importance of air.	Critical Thinking Observation	To know the presence of year everywhere.	Activity: To blow air in balloon.	Chalk, board , ICR
12)		Water 	To enable students to study about different sources of water. To understand importance of water.	Critical Thinking Reflective Observation	To know the different uses of water.	Identify the uses of water from this pictures and write them in the given space.	ICR, Chart Pictures , board
13)	November 19	Festivals 	To know the different names of festivals celebrated in India.	Remembering Thinking	To understand importance of celebrating festivals.	Make a chart of different festivals.	ICR, Chart board , pictures
14)	December 21	Animal World 	To enable students to care about animals and study about different types of animals.	Observation Thinking Communication	To learn about types of animals.	Observe the given pictures of animals and write their names according to given column.	ICR, Chart Pictures , board
15)		World Of Plants 	To understand different parts of plants.	Reflective Observation Analysing	To know uses of plants and their importance	Tick the things we get from plants. 	ICR, Chart Pictures , board
16)	January 23	In The Sky 	To know the objects that we see in the sky.	Observation Drawing Colouring	To study about the sun, the moon, the stars.	Connect the group of stars to identify the shape and colour it.	ICR, Chart Pictures , board
17)	February 24	Weather And Seasons 	To understand the main three seasons.	Observation Analysing	To know the things that are used in summer, winter and rainy seasons.	Make a chart which shows things we use in summer, winter, rainy seasons.	ICR, Chart Pictures , board
18)		How We Travel 	To enable students to learn about different means of transport.	Observation Communion	Ton know the different means of transport.	Look at the pictures where do they move and match them correctly.	ICR, Chart Pictures , board
19)		Let Us Be Safe 	To study the importance of safety rules at home, at school, in other places.	Colouring Observation Thinking	To know the rules of traffic signals	Colour the traffic lights and join the dots to know what they say.	ICR, Chart Pictures , board
March 11		SECOND TERMINAL EXAMINATION					