






**VIDYA PRATISHTHAN'S DR. CYRUS POONAWALLA SCHOOL (CBSE), BARAMATI**

**Sub: English**



**ANNUAL CURRICULUM PLANNING, 2022-23**

**Std : I**

Sr. No.	Content/Topic	Month and Working Days	21 <sup>st</sup> Century Skills	Learning Objectives	Expected Learning Outcome	Activity	Methodology/ Teaching Aids	Assessment
	<b>BRIDGE COURSE</b> *Capital Letters *Small Letters *Vowels and Consonants	April (22)	Communication (literacy)	• To enable students to identify the alphabets.	• Student will be able to recall alphabets , vowels and consonants.	• Circle the odd one out from given letters.	• Inductive method,  • Videos, greenboard	• Worksheet
1	School Preparation Module – Get Ready		Art Integrated Learning	• To enable students to draw a picture of themselves, take a part in a game, solve puzzles.	• Students will be able to choose a game , a food , a thing and an activity that they like	• Colour the smiley if you do these actions.	• Inductive method,  • Videos , greenboard, textbook	• Worksheet
2	There Is Nobody Like Me (poem)		Critical Thinking , Communication	• To understand a poem based on the theme of about myself.	• Students will be able to identify words that show feelings.	• Making an 'I Can' flower	• Poem recitation,  • Videos, greenboard, textbook	• Question answers
3.	Listen to My Body	June (16)	Creativity	• To understand the main theme of the story – about myself.	• Students will be able to read a picture story based on the same theme and about the way the human body words.	• Colour the correct bubbles.	• Inductive method,  • Videos, textbook	• Worksheet
4	*Family Ria's Family 		Initiative, Communication	• To understand the main theme - family.	• To relate the lesson with real life.	• *Draw and colour the picture of family.  • *Say 4-5 sentences about your family.	• Reading the text,  • Textbook and videos	• Contextual questions.
	Grammar 1. Letters of the English Alphabet	<b>Aa Bb Cc Dd Ee Ff Gg Hh Ii Jj Kk Ll Mm Nn Oo Pp Qq Rr Ss Tt Uu Vv Ww Xx Yy Zz</b>	Communication, Creativity	• To arrange the words alphabetically.	• Students will be able to arrange the words with alphabetical order.	• Flash card	• Inductive method  • Pictures , ICR, Blackboard, Flash cards	• Worksheet.
	*Grammar 2. Naming Words		Communication, Critical Thinking	• To understand and identify naming words.	• Student will be able to identify different types of naming words.	• Solve the riddles using pictures as clues.	• Induction method • ICR, Textbook Blackboard	• Worksheet
	*Grammar 3. Common and proper Naming Words	July(26)	Critical Thinking	• To identify types of naming words.	• To understand and identify types of naming words.	• 1. Matching the flash cards.	• Inductive method  • ICR, Textbook Flash card	• Circle the correct naming words.

	Grammar 4.One and Many		Adaptability Critical Thinking	<ul style="list-style-type: none"> <li>To understand one and many.</li> </ul>	<ul style="list-style-type: none"> <li>1. Students will be able to identify one and many.</li> </ul>	<ul style="list-style-type: none"> <li>Counting of the things</li> </ul>	<ul style="list-style-type: none"> <li>Induction method</li> <li>ICR, Blackboard</li> </ul>	<ul style="list-style-type: none"> <li>Worksheet</li> </ul>
	5.I , You ,He , She, It		Communication	<ul style="list-style-type: none"> <li>To understand the use of pronouns.</li> </ul>	<ul style="list-style-type: none"> <li>Student will be able to use proper pronoun to make the sentences.</li> </ul>	<ul style="list-style-type: none"> <li>Matching the flashcards</li> </ul>	<ul style="list-style-type: none"> <li>Inductive method</li> <li>ICR Flash cards</li> </ul>	<ul style="list-style-type: none"> <li>Worksheet,</li> </ul>
5	Ducks on the Water 		Collaboration,Innovation	<ul style="list-style-type: none"> <li>To understand poem about family.</li> </ul>	<ul style="list-style-type: none"> <li>To recite a poem with expression.</li> </ul>	<ul style="list-style-type: none"> <li>Join the dots and color the picture.</li> </ul>	<ul style="list-style-type: none"> <li>Poem recitation, Rhyming scheme</li> <li>ICR, Textbook</li> </ul>	<ul style="list-style-type: none"> <li>Question answers</li> </ul>
6	The True Friend 		Communication, Initiative	<ul style="list-style-type: none"> <li>To understand a poem about friendship.</li> </ul>	<ul style="list-style-type: none"> <li>Student will be able to understand the importance of friends in our life.</li> </ul>	<ul style="list-style-type: none"> <li>Make a thank you card for your friend.</li> </ul>	<ul style="list-style-type: none"> <li>Reading the text</li> <li>ICR Textbook</li> </ul>	<ul style="list-style-type: none"> <li>Complete the sentences about your best friend.</li> </ul>
	*Grammar 6.We, You , They	August (22)	Communication	<ul style="list-style-type: none"> <li>To understand the uses of pronouns.</li> </ul>	<ul style="list-style-type: none"> <li>To identify the pronouns from the sentence.</li> </ul>	<ul style="list-style-type: none"> <li>Matching the flashcards</li> </ul>	<ul style="list-style-type: none"> <li>Inductive method</li> <li>Flashcards ICR Pictures</li> </ul>	<ul style="list-style-type: none"> <li>Worksheet</li> </ul>
	7. He- group and She-group Words		Critical Thinking	<ul style="list-style-type: none"> <li>To understand and identify pronouns.</li> </ul>	<ul style="list-style-type: none"> <li>To understand difference between He-group and She group words.</li> </ul>	<ul style="list-style-type: none"> <li>Classify the words</li> </ul>	<ul style="list-style-type: none"> <li>Inductive method</li> <li>ICR Blackboard</li> </ul>	<ul style="list-style-type: none"> <li>Worksheet</li> </ul>
	8.Doing Words 		Communication ,Critical Thinking	<ul style="list-style-type: none"> <li>To understand the action words in the sentences.</li> </ul>	<ul style="list-style-type: none"> <li>To identify the action words in the sentences.</li> </ul>	<ul style="list-style-type: none"> <li>Describe the actions which these body parts can do.</li> </ul>	<ul style="list-style-type: none"> <li>Inductive method</li> <li>ICR Pictures</li> </ul>	<ul style="list-style-type: none"> <li>Worksheet</li> </ul>
	*Grammar 9.Is ,Am, Are		Communication	<ul style="list-style-type: none"> <li>To identify verbs in the sentences.</li> </ul>	<ul style="list-style-type: none"> <li>To understand the use of Is ,Am,Are.</li> </ul>	<ul style="list-style-type: none"> <li>Read each pair of sentence and tick the correct sentence.</li> </ul>	<ul style="list-style-type: none"> <li>Inductive method and Deductive method</li> <li>Flash card ICR</li> </ul>	<ul style="list-style-type: none"> <li>Worksheet</li> </ul>
	10. Is ,Am ,Are +verb +ing		Critical Thinking	<ul style="list-style-type: none"> <li>To understand the use of verbs in present continuous tense.</li> </ul>	<ul style="list-style-type: none"> <li>To understand the structure of the sentence.</li> </ul>	<ul style="list-style-type: none"> <li>Tick the correct sentence and cross out the incorrect one.</li> </ul>	<ul style="list-style-type: none"> <li>Textbook ICR</li> </ul>	<ul style="list-style-type: none"> <li>Worksheet</li> </ul>
	11. Has, Have		Critical Thinking	<ul style="list-style-type: none"> <li>To understand the use of 'Has' and 'Have'.</li> </ul>	<ul style="list-style-type: none"> <li>To understand the use of Has and Have to show belonging.</li> </ul>	<ul style="list-style-type: none"> <li>Create your own sentence</li> </ul>	<ul style="list-style-type: none"> <li>Inductive method</li> <li>ICR Flashcard</li> </ul>	<ul style="list-style-type: none"> <li>Worksheet</li> </ul>

	Revision First Terminal Examination	September (25)						
7	*Good Manners I can BE a Pal 	October (17)	Collaboration, Creativity	<ul style="list-style-type: none"> <li>1.To understand a poem about good manners.</li> </ul>	<ul style="list-style-type: none"> <li>1. Student will be able to use 'Thank You' and 'Please' words.</li> </ul>	<ul style="list-style-type: none"> <li>Making chart of good manners.</li> </ul>	<ul style="list-style-type: none"> <li>Explanation of the theme</li> <li>Poem recitation</li> <li>ICR</li> <li>Pictures</li> </ul>	<ul style="list-style-type: none"> <li>Write thank you and please for the given sentence.</li> </ul>
	*Grammar 12.A ,An ,The		Communication	<ul style="list-style-type: none"> <li>To enable students to understand articles</li> </ul>	<ul style="list-style-type: none"> <li>To understand the proper use of articles in sentences.</li> </ul>	<ul style="list-style-type: none"> <li>Sort out the word using articles.</li> </ul>	<ul style="list-style-type: none"> <li>ICR</li> <li>Textbook</li> </ul>	<ul style="list-style-type: none"> <li>Worksheet</li> </ul>
	13.Describing Words	November (19)	Critical Thinking	<ul style="list-style-type: none"> <li>To understand use of describing words in sentences.</li> </ul>	<ul style="list-style-type: none"> <li>To understand the use of adjectives.</li> </ul>	<ul style="list-style-type: none"> <li>Color the describing words</li> </ul>	<ul style="list-style-type: none"> <li>Flash card</li> <li>ICR</li> <li>Greenboard</li> </ul>	<ul style="list-style-type: none"> <li>Make your own sentence using given describing word.</li> </ul>
	14. This , That ,These ,Those 		Critical Thinking	<ul style="list-style-type: none"> <li>To understand the uses of This ,That ,These ,Those in sentences.</li> </ul>	<ul style="list-style-type: none"> <li>Student able to use This, That , These, Those in sentences.</li> </ul>	<ul style="list-style-type: none"> <li>Correct word from the brackets.</li> </ul>	<ul style="list-style-type: none"> <li>ICR</li> <li>Textbook</li> <li>Greenboard</li> </ul>	<ul style="list-style-type: none"> <li>Worksheet</li> </ul>
	*Grammar 15. In ,On, Under ,Over, Near.		Communication , Adaptability	<ul style="list-style-type: none"> <li>1. To understand position words in sentences.</li> </ul>	<ul style="list-style-type: none"> <li>1. Student will be able to use prepositions in day to day communication.</li> </ul>	<ul style="list-style-type: none"> <li>Identify the preposition for the given object.</li> </ul>	<ul style="list-style-type: none"> <li>ICR</li> <li>Textbook</li> <li></li> </ul>	<ul style="list-style-type: none"> <li>Underline the position word in given sentences.</li> </ul>
8	*Animal World The Parrots and Flowers	December (21)	Critical Thinking, Problem Solving	<ul style="list-style-type: none"> <li>To enable the student to understand animal sounds.</li> </ul>	<ul style="list-style-type: none"> <li>1.To identify different sounds of animals.</li> </ul>	<ul style="list-style-type: none"> <li>Sequencing of pictures.</li> </ul>	<ul style="list-style-type: none"> <li>Reading of the text</li> <li>ICR</li> <li>Textbook</li> </ul>	<ul style="list-style-type: none"> <li>Worksheet</li> <li></li> </ul>
9	*If You Should Meet a Crocodile 		Communication, Critical Thinking	<ul style="list-style-type: none"> <li>1. To enable the students to understand about crocodile's body parts.</li> </ul>	<ul style="list-style-type: none"> <li>1.To identify the body parts of a crocodile.</li> </ul>	<ul style="list-style-type: none"> <li>Recite the poem with action</li> </ul>	<ul style="list-style-type: none"> <li>Explanation</li> <li>Discussion</li> <li>ICR</li> <li>Pictures</li> </ul>	<ul style="list-style-type: none"> <li>Rhyming words</li> </ul>
	*Grammar 16.The Sentence		Communication, Critical Thinking	<ul style="list-style-type: none"> <li>1. To enable the student to construct sentences with the use of punctuations.</li> </ul>	<ul style="list-style-type: none"> <li>1. Student will be able to construct their own simple sentences.</li> </ul>	<ul style="list-style-type: none"> <li>Identify the sentences.</li> </ul>	<ul style="list-style-type: none"> <li>ICR</li> <li>Blackboard</li> </ul>	<ul style="list-style-type: none"> <li>Worksheet</li> </ul>
	17. And		Communication	<ul style="list-style-type: none"> <li>1. To understand the use of 'And' in sentence.</li> </ul>	<ul style="list-style-type: none"> <li>Students will use and join sentences.</li> </ul>	<ul style="list-style-type: none"> <li>Picture description</li> </ul>	<ul style="list-style-type: none"> <li>Flashcards</li> <li>Picture</li> <li>ICR</li> </ul>	<ul style="list-style-type: none"> <li>Join each pair of sentences with and</li> </ul>

10	Nature The Selfish Tree 	January (24)	Adaptability Collaboration	<ul style="list-style-type: none"> <li>To enable the students to understand about nature.</li> </ul>	<ul style="list-style-type: none"> <li>1. Students will be able to learn more about the seasons.</li> </ul>	<ul style="list-style-type: none"> <li>Plastic bottles planters</li> </ul>	<ul style="list-style-type: none"> <li>Reading of the text Explanation</li> <li>Flashcard Picture ICR</li> </ul>	<ul style="list-style-type: none"> <li>Multiple choice questions.</li> </ul>
11	*Open House 		Critical Thinking, Creativity	<ul style="list-style-type: none"> <li>1. To understand a poem about nature.</li> </ul>	<ul style="list-style-type: none"> <li>1. Students will be able to learn about nature appreciation.</li> </ul>	<ul style="list-style-type: none"> <li>Making a tree with pictures of different animal living on it.</li> </ul>	<ul style="list-style-type: none"> <li>Poem recitation Rhyming scheme</li> <li>Flashcards of different houses of animals</li> </ul>	<ul style="list-style-type: none"> <li>Expressing views on pictures</li> </ul>
	*Grammar 18. Word Power		Communication	<ul style="list-style-type: none"> <li>1. To enable the student to learn new words.</li> </ul>	<ul style="list-style-type: none"> <li>1. Students will be able to use new words.</li> </ul>	<ul style="list-style-type: none"> <li>Solve the cross word.</li> </ul>	<ul style="list-style-type: none"> <li>Textbook</li> <li>ICR</li> </ul>	<ul style="list-style-type: none"> <li>Worksheet</li> </ul>
	Grammar 19. Reading Comprehension	February (23)	Communication Critical Thinking	<ul style="list-style-type: none"> <li>1. To enable the students to read the given stories with understanding.</li> </ul>	<ul style="list-style-type: none"> <li>1. Students will be able to read the stories with interest.</li> </ul>	<ul style="list-style-type: none"> <li>Reading of passage</li> </ul>	<ul style="list-style-type: none"> <li>Inductive and Deductive method</li> <li>Story book</li> </ul>	<ul style="list-style-type: none"> <li>Reading of stories</li> </ul>
	Grammar 20. Composition		Communication, Critical Thinking	<ul style="list-style-type: none"> <li>To enable the students to describe the picture.</li> </ul>	<ul style="list-style-type: none"> <li>Student will be learn about how to write 'Thank You' note</li> </ul>	<ul style="list-style-type: none"> <li>Thank You note</li> </ul>	<ul style="list-style-type: none"> <li>Pictures</li> <li>ICR</li> </ul>	<ul style="list-style-type: none"> <li>Picture composition</li> </ul>
	Revision Second Terminal Examination	March (11)					<ul style="list-style-type: none"> <li></li> </ul>	<ul style="list-style-type: none"> <li></li> </ul>