



VIDYA PRATISHTHAN'S DR. CYRUS POONAWALLA SCHOOL (CBSE), VIDYANAGARI, BARAMATI


SUB. : ENGLISH

ANNUAL CURRICULUM PLANNING- 2022-23


STD.III


S.N.	MONTH	TOPIC	PERIOD	OBJECTIVES	TEACHING AIDS	VOCABULARY AND APPRECIATING OF THE POEM	LSRW ACTIVITY	ACTIVITY	VALUES
01.	April	1. Bridge course	22	The students will be able to learn the basic concepts and understand the curriculum for the next class.	Videos worksheets	-	Reading comprehension Listening of stories and poems.	-	
		1. A Wonderful Train Journey (Story) 		<ul style="list-style-type: none"> <li>The students will be able to :                             <ul style="list-style-type: none"> <li>Read and comprehend a story.</li> <li>Learn and use new vocabulary</li> </ul> </li> </ul>	<ul style="list-style-type: none"> <li>Textbook</li> <li>Videos</li> <li>Images</li> </ul>	<ul style="list-style-type: none"> <li>Homonyms</li> </ul>	Sharing information	Making of a model of any means of transport	Important of heritage
		Nouns : Common and proper nouns (Grammar)		<ul style="list-style-type: none"> <li>The students will be able to :</li> <li>Recognize the difference between common nouns and proper nouns.</li> </ul>	<ul style="list-style-type: none"> <li>Videos</li> <li>charts</li> </ul>	<ul style="list-style-type: none"> <li>Names of cities, festivals, rivers, planets etc.</li> </ul>	Completing the paragraph	-	-
02.	June	2. In the Train (Poem)	16	<ul style="list-style-type: none"> <li>The students will be able to :</li> <li>Recite and comprehend the poem.</li> </ul>	<ul style="list-style-type: none"> <li>Textbook</li> <li>Videos</li> <li>Images</li> </ul>	<ul style="list-style-type: none"> <li>Alliteration</li> </ul>	Listening to a poem	-	Appreciating natural elements
		Singular and plural nouns (Grammar)		<ul style="list-style-type: none"> <li>The students will be able to :</li> <li>Change a singular noun to plural form.</li> <li>Make meaningful sentences using singular and plural forms of nouns.</li> </ul>	<ul style="list-style-type: none"> <li>Real objects</li> <li>Videos</li> </ul>	<ul style="list-style-type: none"> <li>Names of animals, birds and things</li> </ul>	Making sentences	Collage making	-


	3. Reggie Mouse's Shrinking clothes (Picture story)			<ul style="list-style-type: none"> <li>• The students will be able to :</li> <li>• Read and comprehend a story.</li> <li>• Narrate events in sequence.</li> </ul>	<ul style="list-style-type: none"> <li>• Textbook</li> <li>• Videos</li> <li>• Images</li> </ul>	<ul style="list-style-type: none"> <li>• Sound words</li> <li>• Word webs</li> </ul>	Soft and hard <u>th</u> sounds	Making of a fruit salad	Hand-washing technique
	Nouns Gender (Grammar)			<ul style="list-style-type: none"> <li>• The students will be able to :</li> <li>• Identify the types of gender noun.</li> <li>• Use the four types of gender nouns in sentences.</li> </ul>	<ul style="list-style-type: none"> <li>• Pictures</li> <li>• Videos</li> </ul>	<ul style="list-style-type: none"> <li>• Common nouns</li> </ul>	Writing the nouns in correct columns	-	-
July	Pronouns (Grammar)	26	<ul style="list-style-type: none"> <li>• The students will be able to :</li> <li>• define pronouns.</li> <li>• use and identify pronouns in a sentence.</li> </ul>	<ul style="list-style-type: none"> <li>• Videos</li> <li>• Images</li> </ul>	-	Speaking about family members	-	-	
	Verbs (Grammar)		<ul style="list-style-type: none"> <li>• The students will be able to :</li> <li>• define a verb.</li> <li>• Comprehend uses of verbs.</li> </ul>	<ul style="list-style-type: none"> <li>• Videos</li> <li>• Images</li> </ul>	Action words	Describing a picture			
	Is, Am, Are, Was, Were (Grammar)		<ul style="list-style-type: none"> <li>• The students will be able to :</li> <li>• identify linking verbs in a given text.</li> <li>• demonstrate the use of linking verbs.</li> </ul>	<ul style="list-style-type: none"> <li>• Videos</li> <li>• Images</li> </ul>	-	Listening of a story	-	-	



03.	August	4. Cookies for Santa (poem) 	22	<ul style="list-style-type: none"> <li>The students will be able to :</li> <li>recite the poem with correct intonation.</li> <li>learn new words and their meanings.</li> </ul>	<ul style="list-style-type: none"> <li>Textbook</li> <li>Videos</li> <li>Images</li> </ul>	<ul style="list-style-type: none"> <li>Rhyming words</li> <li>Prefixes - dis and -un</li> </ul>	Writing a dialogue	Making a Christmas card	Being healthy
-----	--------	--	----	---	--	---	--------------------	-------------------------	---------------


..2..


S.N.	MONTH	TOPIC	PERIOD	OBJECTIVES	TEACHING AIDS	VOCABULARY AND APPRICIATING OF THE POEM	LSRW ACTIVITY	ACTIVITY	VALUES
		5. Simon says (story) 		<p>The students will be able to :</p> <ul style="list-style-type: none"> <li>complete an art-integrated activity.</li> <li>read and comprehend a story.</li> </ul>	<ul style="list-style-type: none"> <li>Textbook</li> <li>Videos</li> <li>Images</li> </ul>	<ul style="list-style-type: none"> <li>Meaning in context.</li> <li>Countable and uncountable nouns</li> </ul>	Writing an informal letter	-	Empathy
		6. A view of a Cat (poem)		<p>The students will be able to :</p> <ul style="list-style-type: none"> <li>recite and comprehend a shape poem.</li> <li>learn and use new words.</li> </ul>	<ul style="list-style-type: none"> <li>Textbook</li> <li>Videos</li> <li>Images</li> </ul>	<ul style="list-style-type: none"> <li>Animal Movement words</li> <li>Animal Sound</li> </ul>	Write a shape poem	Making animals with play dough	-
		Regular and Irregular Verbs (grammar)		<p>The students will be able to :</p> <ul style="list-style-type: none"> <li>define regular verb and irregular verb.</li> </ul> <p>Correctly use the verbs in a sentence.</p>	<ul style="list-style-type: none"> <li>Videos</li> <li>Images</li> </ul>	Action words	Story telling	Chart making	-
		Have, Has, Has (grammar)		<p>The students will be able to :</p> <ul style="list-style-type: none"> <li>use have, has and had correctly in a sentence.</li> </ul>	<ul style="list-style-type: none"> <li>Real objects</li> <li>Videos</li> <li>Images</li> </ul>	Names of things	Paragraph writing	-	-

4.	September	Simple Present Tense (grammar)	25	The students will be able to : • define present tense  correctly use the tense in a sentences	<ul style="list-style-type: none"> <li>• Videos</li> <li>• Timeline</li> </ul>	Verbs	Speaking activity	-	
		Present Continuous Tense (Grammar)		The students will be able to : • define present continuous tense  • Correctly use the present continuous tense in a sentence.	Timeline Videos	Action words	Describing actions	-	-
				Simple Past Tense	Timeline Videos	Action words	Reading of a story	-	
		Simple Future Tense		The students will be able to : • simple future tense.  • correctly use the simple future tense in a sentence.	Timeline Videos	Action words	Speaking about planning a trip	-	
<b>• First Term Examination</b>									
	October	7. Everything Under the Sun (Picture story) 	17	The students will be able to : • become more aware about environment and health.  • narrate events in sequence	<ul style="list-style-type: none"> <li>• Textbook</li> <li>• Videos</li> <li>• Images</li> </ul>	Looking for words from the story in a word grid	Writing a diary entry	Checking resource efficiency at home	Careful use of resources
		Can, Cannot; Should, Should Not		The students will be able to: Model verbs. Correctly use model verbs in a sentence.	<ul style="list-style-type: none"> <li>• Videos</li> </ul> Images	-			

S.N.	MONTH	TOPIC	PERIOD	OBJECTIVES	TEACHING AIDS	VOCABULARY AND APPRICIATING OF THE POEM	LSRW ACTIVITY	ACTIVITY	VALUES
	November	8.Twinkle Twinkle Electric Car (Poem) 	19	The students will be able to : <ul style="list-style-type: none"> <li>recite and comprehend a poem on environmental health.</li> <li>learn new words and their meanings.</li> </ul>	<ul style="list-style-type: none"> <li>Text book</li> <li>Videos</li> <li>Images</li> </ul>	<ul style="list-style-type: none"> <li>Synonyms and antonyms</li> </ul>	Writing an acrostic poem	Copying and colouring a traditional and painting	Keeping the environment green
		Articles		The students will be able to: Define and identify An article. Choose the correct article for the given noun.	<ul style="list-style-type: none"> <li>Videos</li> <li>Images</li> </ul>	Naming words	Completing the story using correct articles	-	-
		Adjectives (grammar)	19	The students will be able to: <ul style="list-style-type: none"> <li>define adjective.</li> </ul> Use adjectives to describes a variety of images and scenarios.	<ul style="list-style-type: none"> <li>Videos</li> <li>Images</li> <li>Real objects</li> </ul>	Descriptive words	Describing the picture	-	-
		Degrees of Comparison		The students will be able to: Identify the three degrees of comparison of adjectives.	<ul style="list-style-type: none"> <li>Videos</li> <li>Images</li> <li>Graph</li> </ul>				

December	9.Uncle Owl (Picture story) 	21	The students will be able to : <ul style="list-style-type: none"> <li>• learn about their oral traditions.</li> <li>• learn and use new vocabulary.</li> </ul>	Textbook Videos Images	Unscrambling names of large trees	Talking about a strange dreams	-	Helping others
	10.Tine and the Forever Mountain (Story) 		The students will be able to : <ul style="list-style-type: none"> <li>• read and comprehend a biographical account.</li> <li>• learn and use new vocabulary</li> </ul>	Textbook Videos Images	Meaning in context	Listening to a passage on adventure sports	-	Following one's passion
	Preposition		The students will be able to : <ul style="list-style-type: none"> <li>• Define prepositions</li> <li>• Use and identify prepositions in a sentence.</li> </ul>	Images Videos Real objects	-	Gap Fill	Making a model of park/housing	-
	Conjunctions		The students will be able to : <ul style="list-style-type: none"> <li>• Define conjunctions</li> <li>• Create compound sentences using conjunctions.</li> </ul>	Videos Images	-	Making of sentences using conjunctions	-	-

January	11. If I had A Magic (poem)  	24	The students will be able to : <ul style="list-style-type: none"> <li>• read and comprehend a biographical account.</li> <li>• learn and use new vocabulary</li> </ul>	Textbook Videos Images	Compound words	Practising conversation using apostrophe for contraction	Making an invitation card	Respecting others
	Interjections (grammar)	24	The students will be able to : <ul style="list-style-type: none"> <li>• define interjections</li> <li>• create their own sentences using interjections.</li> </ul>	Videos Images worksheet	Exclamatory words	Completing the paragraph	-	-
	The Sentences	-	The students will be able to make complete sentences.	Videos Images worksheet	-	Writing of a paragraph		
	contraction	-	The students will be able to define contraction and correctly use the contractions in a sentence.	Videos Images worksheet	-	Reading of concersation		

February	Unity Is Strength (play) 	23	The students will be read and comprehend a play on theme of unity.	Textbook Videos Images	suffixes	Alphabetical order	-	Improving relationship
	Word Power		The students will be able to: recognize and use synonyms and antonyms	Videos Images	Synonyms and antonyms	Listening a story	-	-
	Reading Comprehension		The students will be able to : Identify the main idea in a text.	Videos Images	New words	Reading of a passage	-	-
March	Composition	11	The students will be able to : Learn the basic structure and express their own ideas through writing.	Videos Images	-	Writing of passages, letter and dialogue.		-
<p>● <b>Second Term Examination</b></p>								

**SUBJECT TEACHERS**

- Pramila Kate
- Shubhangi Salgude
- Sujata Sutar
- Sandip Bhosale

**MODARETOR**

**PRINCIPAL**