





Vidya Pratishthan's Dr. Cyrus Poonawalla School (CBSE)


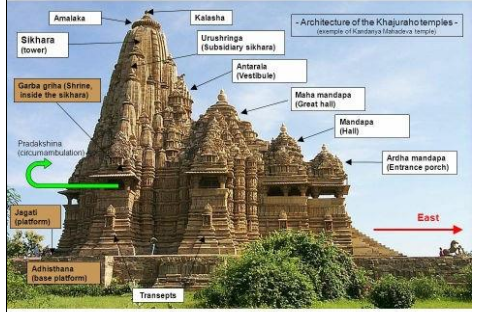

Sub-History



Annual Planning, 2022– 23



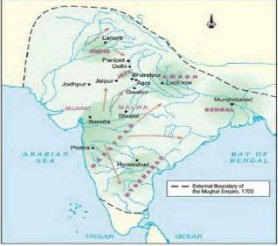
Std.-VII

Sr . N o.	Topic	Month and No. of Periods	No of periods	Learning Objectives	Expected Learning Outcomes	Activity	Teaching Aids	Assessment
1.	1) Tracing Changes Through a Thousand Year	April 22	04	1. Families the students with the changing names of land. 2. Discuss brood historical trends 	*Students analyse the historians use different sources for reconstruction the period of past. *Students understand and discuss biological trends and kinds of sources.	*From time immemorial, Indians have believed in 'Atithi Devo Bhava'. If foreign guest visit you like to show them? Present Role-play.	<ul style="list-style-type: none"> ❖ Map ❖ ICR 	Through the interactive method and discussion. 
	2)New kings and kingdoms	June 16	05	1. Trace the pattern of political and development and military conquests. 2. Illustrate how inscriptions are used to	*Students will read and understand the changes in the time period and new political development took place in India in seventeen century.	<ul style="list-style-type: none"> ❖ Compose a poem on the topic 'Unity' 	<ul style="list-style-type: none"> ❖ Flow ❖ Char ❖ ICR 	* Through the discussion.

				reconstruct history.	*Students will understand about Rajput's lifestyle along with their contribution in the Indian History.			
2.	3) The Delhi Sultans	July 26 *Exam	05	1. To outline the development of political institutions and relationship among rulers.	<p>*Students will understand the development of political institutions.</p> <p>*Students will analyse about The Sultans military strategies and resources mobilization.</p> <p>*Students will understand about sultans, dynasties and their administration.</p>	<p>*Find out whether there are any building built by Delhi Sultans in your area.</p> <p>* Describe some of these buildings and draws sketches of them.</p>	❖ Map ❖ ICR	<p>*Flow chart in Chronological order of rulers.</p> 

3	4) The Mughal Empire	August 22	04	1. To trace the political history of 16 th and 17 th century.	*Students will trace the political history of India in the 15 th to 17 th century. *Students will study the growth and expansion of the Mughal Empire as well as downfall of Mughal Empire.	*Devise a questionnaire on 'Tolerance among religions and communities. Get it filled up from people of different people.	❖ Map ❖ Flow chart	
4	5) Rulers and Buildings 	September 25 *Half Yearly Examination	06	1. Convey a sense of range of materials skills and styles used to build water tanks places of worship, palaces, forts, etc.	*Students will understand the engineering and construction skills, artisanal organization and resources required for construction work. 	*Write the pledge starting how you will deal the issue of defacing our monuments, develop cultural pride.	❖ ICR ❖ Maps	❖ Questions and Answers
5	6) Towns, Traders and Craftpersons	October 17	04	1. Convey an idea of long term social changes and movements of people in the sub continents.	* Students understood the differences between founded towns and those that grow as a result of trade. * Students understood how travellers' accounts, contemporary maps and official documents are used to reconstruct history	Find out about any present day pilgrimage centre. Write information about it.	❖ ICR ❖ Flow chart	❖ Worksheet 
6	7) Tribes, Nomads and Settled Communities	November 19	04	To enable students to understand how Tribal communities became settled	*Students understood an idea of long term social change and movements of people in the subcontinent.	*Make a poster in support of displaced tribes.	❖ ICR ❖ Chart	❖ Role play on Tribes

				communities				
7	8) Devotional path to the Divine	December 21		1. To understand the major religions ideas and practices that began this period.	*Students understood about different Bhakti movements and about social reformers. 	*Every year Delhi hosts a festival of communal harmony. *Find out and make a visit	❖ ICR Chart	. *flow chart of differ

8.	<p>9) Making of Regional Cultural</p> <p>KATHAK</p> 	<p>January 24</p> <p>*Examination</p>	04	<p>1. Provide a sense of development of regional forms including forms of dance and music.</p> 	<p>*Students understood the development of regional cultural forms, including 'classical' forms of dance and music.</p> <p>*Students understood how texts in a regional language can be used to reconstruct history.</p>	<p>*Draw a web chart of region which you belong and its culture.</p>	<p>❖ ICR</p> <p>❖ Map</p>	<p>Through the Interactive method an discussion</p>
9.	<p>10)Eighteenth Century political formations</p> 	<p>February 23</p>	06	<p>1.To enable students to understand how travelers' accounts and state archives can be used to reconstruct history.</p>	<p>*Students will understand the developments related to the Sikhs, Rajputs, Marathas, later Mughals, Nawabs of Awadh and Bengal, and Nizam of Hyderabad.</p> <p>* Understood how the Marathas expanded their area of control.</p>	<p>*Collect the popular tales about any one of the following group of people. The Rajput, Juts, Sikha.</p>	<p>❖ ICR</p> <p>❖ Map</p>	<p>❖ Worksheets</p>
	<p>Revision</p>	<p>March 14</p> <p>*The Second Term Examination</p>						

Subject Teacher

Principal