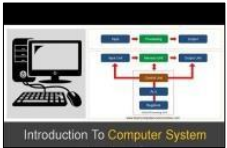
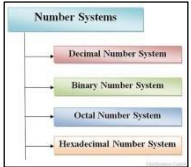
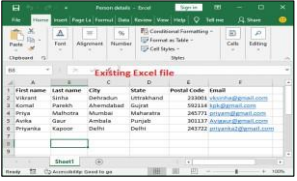
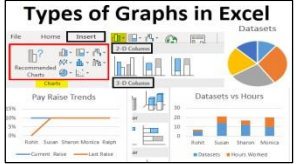




VIDYA PRATISHTHAN'S DR. CYRUS POONAWALLA SCHOOL (CBSE), BARAMATI
ANNUAL CURRICULUM PLANNING, 2024 – 25




COMPUTER STUDIES

STD: VII

Sr. No.	Content /Topic	Month & No. of Working Days	No. of Days for Teaching	Learning Objectives	Expected Learning Outcome	Activity/Practical	Teaching Aids	Assessment
1	Bridge Course (The Computer System and Windows 10)	April 23	2	To enable the students to study hardware, software, storage devices and functioning of an operating system, Windows 10 	To develop student's ability to understand the functioning of the computer system and also study the windows interface. 21st Century Skills Technology Literacy	1. Make a list of Input, output and storage devices in your notebook.	Demonstration will be shown on the ICR.	Practical based worksheet.
2	1) Number Systems	June 16	2	1. To enable the students to study about the 4 Number Systems. 1. Conversion in Number Systems. 	To develop student's ability to understand the process of digital encoding of data. 21st Century Skills Technology Literacy	1. Student will add and subtract two binary numbers. Students will convert numbers from decimal to binary and binary to decimal.	Demonstration will be shown on the ICR.	Practical based worksheet.

3	2) Excel as a Database	July 26	4	<p>1. To Enable the students to study how to enter data using a Form, Searching and Deleting a record, Sorting and Filtering Data, Data Validation.</p> 	<p>To develop student's ability to understand the spreadsheet concept and explore the Microsoft Office Excel environment.</p> <p>21st Century Skills Technology Literacy</p>	<p>1. Spreadsheet with the list of Monument will be given.</p> <p>Students will sort data in ascending order. Apply filter to the column 'State' to view the list of monuments whose State is spelt with the letter 'T' (Activity on page no. 35 in the textbook)</p>	<p>Demonstration will be shown on the ICR.</p>	<p>Practical based worksheet and lab assignments.</p>
3	3) Charts in MS Excel	August 26	6	<p>1. To Enable the students to study the components of charts, creating a chart, chart elements.</p> <p>2. To study about combo charts and spark lines, consolidating data.</p> 	<p>To develop student's ability to understand how to create and edit charts and graphics to present data more effectively.</p> <p>21st Century Skills Technology Literacy</p>	<p>1. Open a worksheet in Excel and create sheet1, sheet2 and sheet3.</p> <p>2. Use consolidate feature to integrate sheet1 and sheet2 data in sheet3.</p>	<p>Demonstration will be shown on the ICR.</p>	<p>Practical based worksheet and lab assignments</p>

4	5) More on HTML 5	October 22	6	<p>1. To enable the students to study different methods of applying CSS, background properties, Text, Font, Margin and Border Properties.</p> 	To develop student's ability to create web pages for websites. 21st Century Skills Technology Literacy	1. Display the marks of five subjects in form of a table. Add styles and different features to make it look attractive. (Activity on page no. 108 in the Textbook)	Demonstration will be shown on the ICR.	Practical based worksheet and lab assignments
5	6) Lists and Tables in HTML 5	November 20	6	<p>1. To enable the students to study the properties of lists, to study Nested and Description List.</p> 	To develop student's ability to create web pages with rich text format using HTML code. 21st Century Skills Technology Literacy	1. Create a list of books which you have read. Put those separate categories like Literature, Biography and Auto-Biography. Write the code using the Nested List.	Demonstration will be shown on the ICR.	Practical based worksheet and lab assignments
6	7) Introduction to Python	December 21	6	<p>1. To enable the students to study about the Introduction to Programming, Interpreter and Compiler, Modes of Python, Keywords, Variables and Data Types.</p>	To develop student's ability to understand how Python is a useful scripting language for developers. 21st Century Skills Technology Literacy	1. Write a Program to find out the product of three numbers a, b and c where a=60, b=80 and c=100.	Demonstration will be shown on the ICR.	Practical based worksheet and lab assignments

7	8) Working with Python	January 24	6	<p>1. To enable the students to study about the Input() Function, Operator and its Types, Operator Precedence, BODMAS and PEDMAS</p> 	<p>To develop student's ability to learn how to identify Python object types, write functions and pass arguments in Python.</p> <p>21st Century Skills Technology Literacy</p>	<p>1. Write a program to input three numbers. Find the largest of them.</p>	<p>Demonstration will be shown on the ICR.</p>	<p>Practical based worksheet and lab assignments</p>
8	9) Internet Services	April 22	6	<p>1. To enable the students to study about the Social Networking, Blog and Ecommerce.</p> 	<p>To develop student's ability to understand the benefits of using Internet services & to access them.</p> <p>21st Century Skills Technology Literacy and Media Literacy</p>	<p>1. Send Birthday Wishes to a friend or a relative through an E-greeting card.</p>	<p>Demonstration will be shown on the ICR.</p>	<p>Practical based worksheet.</p>
9	10) Ethics and Safety Measures	June 16	4	<p>1. To enable the students to study about Computer Ethics, Cybercrimes, Safety Measures and Digital Footprints.</p> 	<p>To develop student's ability to be aware of possible internet dangers and steps they can take to protect themselves.</p> <p>21st Century Skills Technology Literacy, Social Skills and Media Literacy</p>	<p>1. Create a chart on various Cybercrimes happening in the society and measures to prevent it.</p>	<p>Demonstration will be shown on the ICR.</p>	<p>Practical based worksheet.</p>

SK

Subject Teacher

Moderator

Principal