


**VIDYAPRAISHTHAN'S  
DR.CYRUSPOONAWALLASCHOOL(CBSE),BARAMATI**



**ANNUALCURRICULUMPLANNING,2024-25**



**Sub – English**

**Std: V**



Sr. No.	Content/ Topic	Theme	Month	Working Days	Learning Objectives	Expected Learning Outcome	Activity	Teaching Aid/Methodology	Assessment
1	<p><b>Bridge Course</b> * Singular and Plural Nouns</p> <p>*Nouns- Kinds of nouns.</p> <p>*Nouns - Gender</p>		April	21	<ul style="list-style-type: none"> <li>To enable the students to change the noun singular to plural.</li> <li>To enable the students to identify different kinds of noun.</li> <li>To enable the students to converting masculine to feminine gender</li> </ul>	<ul style="list-style-type: none"> <li>Students will be able to write plural form of given singular noun.</li> <li>Students will be able to recall nouns and identify kinds of noun.</li> <li>Students will be able to identify masculine and feminine noun.</li> </ul>	<ul style="list-style-type: none"> <li>❖ Identify plural noun from given nouns.</li> <li>❖ Identify nouns from given crossword puzzle.</li> <li>❖ Read the nouns and put nouns in correct vase.</li> </ul>	<p>ICR-Video * Inductive Method</p> <p>Crossword Puzzle * Inductive Method</p> <p>Noun vase, noun sticks * Inductive Method</p>	<p>Oral questions</p> <p>Oral questions</p>
2	1. What Makes the Lightning	Empathy			<ul style="list-style-type: none"> <li>To enable the students to understand the main theme thunder and lightning.</li> </ul>	<ul style="list-style-type: none"> <li>Students will be able to read the story on the theme of the origin of lightning.</li> </ul>	<ul style="list-style-type: none"> <li>❖ Tell what you should do for your friend.</li> </ul>	<p>ICR, Text-book * Story telling</p>	<p>Practice exercise, Paragraph writing.</p>


3	2. Land of story books(Poem)	Importance of reading			<ul style="list-style-type: none"> <li>To enable the students to understand importance of books.</li> </ul>	<ul style="list-style-type: none"> <li>Students will understand and enjoy the poem.</li> </ul>	<ul style="list-style-type: none"> <li>❖ Illustrating a poem</li> </ul>	<p>Video of the poem. * Explanation of the title</p>	<p>Recite the poem, Completing information</p>
4	<p><b>Grammar</b></p> <p>*Nouns and Their Types *Singular and Plural Nouns</p>				<ul style="list-style-type: none"> <li>To enable the students to identify different kinds of nouns.</li> </ul>	<ul style="list-style-type: none"> <li>Students will be able to change nouns from singular to plural and plural to singular.</li> </ul>	<ul style="list-style-type: none"> <li>❖ Circle the correct noun.</li> <li>❖ Choose the correct plural form for the given singular noun.</li> </ul>	<p>Black-board, ICR, Flash cards. * Inductive Method</p>	<p>Worksheet</p>


5	* Nouns: Gender, *Possessive Nouns				<ul style="list-style-type: none"> <li>To enable the students To understand and identify nouns- Gender.</li> </ul>	<ul style="list-style-type: none"> <li>Students will be able to identify the correct feminine forms of the masculine nouns.</li> </ul>	❖ Identify whether the underlined noun shows masculine, feminine, common or neuter gender.	ICR, Blackboard, Flash cards. * Deductive Method	Worksheet
6	3.Rikki-Tikki and Nag	Family bonding	June	11 	<ul style="list-style-type: none"> <li>To enable the students to understand the main theme – bonds of friendship and family.</li> </ul>	<ul style="list-style-type: none"> <li>Students will listen and understand the story.</li> </ul>	❖ Make a snake using a paper plate.	Video of the story, Textbook * Explanation	Practice Exercise
7	<b>Be a Friend</b>	Importance of friendship			<ul style="list-style-type: none"> <li>To enable the students to understand the main theme friendship</li> </ul>	Students will understand and enjoy the poem	❖ Make a Friendship band	Video of the poem. * Explanation of the title	
8	4.Born Again-Arunima Sinha	Perseverance	July	25	<ul style="list-style-type: none"> <li>To enable the students to comprehend a biographical passage on the themes of sports and courage.</li> </ul>	<ul style="list-style-type: none"> <li>Students will listen and understand the Passage.</li> </ul>	❖ Speaking Activity- Conducting an interview.	ICR, Pictures of the bravest mountaineers of India. * Explanation	Paragraph-writing

									
9	<b>Grammar</b> * Pronoun and Their Types				<ul style="list-style-type: none"> <li>To enable the student to identify the kind of pronouns.</li> </ul>	<ul style="list-style-type: none"> <li>Students will be Able to use pronouns correctly in sentences.</li> </ul>	❖ Fill in the blanks with the correct pronouns.	ICR, Charts. * Deductive Method	Worksheet
10	5. Don't Give Up (Poem)	Courage and perseverance	August	25 	<ul style="list-style-type: none"> <li>To enable the students to understand the themes of the poem-courage and perseverance.</li> </ul>	<ul style="list-style-type: none"> <li>Students will be able to read and revise rhyme schemes.</li> </ul>	❖ Write inspirational quotes.	ICR, Textbook * Recitation of the poem	Diary writing, Recite the poem.
11	<b>Grammar</b> * Simple Present Tense * Present				<ul style="list-style-type: none"> <li>To enable the students to form sentences in all tenses.</li> </ul>	<ul style="list-style-type: none"> <li>Students will be able to form sentences.</li> <li>Students will be able to identify the tense.</li> </ul>	❖ Change the tense as directed and rewrite the sentence	ICR, Charts * Inductive-Deductive Method	Practice Exercise

	Continuous Tense * Present Perfect Tense * Simple Past Tense * Past Continuous Tense * Simple Future Tense * Future Continuous Tense.								
12	<b>Grammar</b> *The ' Going to' Form *Modals  <b>Writing Skill</b> Notice Writing Dairy Writing		September	25	<ul style="list-style-type: none"> <li>To enable the students to identify action verbs and helping verbs.</li> </ul>	<ul style="list-style-type: none"> <li>Students will be able to write sentences using different helping verbs.</li> </ul>	<ul style="list-style-type: none"> <li>❖ Circle the correct option to complete the sentence.</li> </ul>	Blackboard, ICR * Interactive	Oral Question
	Revision				<b>THE FIRST TERMINAL EXAMINATION</b>				

13	7.A Story of Dandi March	A hero, A leader			<ul style="list-style-type: none"> <li>To enable the students to read a lesson about one of our greatest heroes.</li> </ul>	<ul style="list-style-type: none"> <li>Students will be able to know why Gandhiji is a true satyagrahi.</li> <li>Students will understand importance of non-violence.</li> </ul>	Draw Picture of Mahatma Gandhi and write his contribution in Indian independence.	Audio-visual, Textbook * Explanation	Biographical sketch
14	The Unshakeable Bhungas	Environment	October	<p style="text-align: center;">22</p> 	<ul style="list-style-type: none"> <li>To enable the students to understand different techniques of protecting houses from earthquake</li> </ul>	<ul style="list-style-type: none"> <li>Students will be able understand different techniques of building houses</li> </ul>	❖ Preparing a model of bhungas.	Blackboard, ICR	Worksheet

15	We Must Act Now!	Health and Environment			<ul style="list-style-type: none"> <li>To enable students to understand importance of health.</li> </ul>	<ul style="list-style-type: none"> <li>Students will understand how to stay fit and healthy.</li> </ul>	❖ Prepare a Balanced Diet on Chart Paper	Flashcards, Blackboard visual Blackboard	Oral questions
16	<b>Grammar</b> * Subject and Predicate * Subject- Verb Agreement		November	19	<ul style="list-style-type: none"> <li>To enable the students to understand the subject and predicate of a sentence.</li> </ul>	<ul style="list-style-type: none"> <li>Students will be able to identify the subject and predicate.</li> </ul>	❖ Circle the subject and underline the predicate.	Audio- * Inductive Method	Oral questions, Worksheet
17	<b>Grammar</b> * Adjectives and Their Types * Degrees of Comparison				<ul style="list-style-type: none"> <li>To enable the students to understand different kinds of adjectives.</li> <li>To enable the students to use the positive, comparative and superlative degrees of the adjectives.</li> </ul>	<ul style="list-style-type: none"> <li>Students will be able to identify different kinds of adjectives.</li> <li>Students will be able to identify degrees of comparison used in the sentences.</li> </ul>	<ul style="list-style-type: none"> <li>Underline the adjectives of quality, quantity in the passage.</li> <li>Fill in the blanks with the correct degrees of comparison.</li> </ul>	Flashcards, Blackboard * Deductive Method	Practice exercises, Worksheet
18	<b>Grammar</b> * Adverbs and Their Types		December	20	<ul style="list-style-type: none"> <li>To enable the students to identify different kinds of adverbs.</li> </ul>	<ul style="list-style-type: none"> <li>Students will be able to use adverbs as modifiers to express time, place, manner, degree, frequency.</li> </ul>	<ul style="list-style-type: none"> <li>Write adverb to describe each verb.</li> </ul>	Flashcards * Inductive Method	Practice exercise, Oral questions

19	* Types of Prepositions <b>Writing Skill</b> Message Writing Letter Writing				<ul style="list-style-type: none"> <li>To enable the students to identify use of prepositions and conjunctions in sentences.</li> </ul>	<ul style="list-style-type: none"> <li>Students will be able to use preposition and conjunction appropriately in sentences.</li> </ul>	<ul style="list-style-type: none"> <li>Fill in the blanks with the correct prepositions and conjunctions from the box.</li> </ul>	Flash cards, ICR * Deductive Method	Oral questions, Practice exercise
20	8.The Tale of Peter Rabbit	Fun and humor			<ul style="list-style-type: none"> <li>To enable the students to understand the main themes fun and humour.</li> </ul>	<ul style="list-style-type: none"> <li>Students will be able to talk about personal safety.</li> </ul>	<ul style="list-style-type: none"> <li>❖ Sequencing the order of the story.</li> </ul>	Black-board,ICR * Story telling	Informal letter
21	9.When I'm an Old Lady (Poem)	Respecting others	January	23	<ul style="list-style-type: none"> <li>To enable the students to read and understand a humorous poem on the wishes of a woman when she grows old.</li> </ul>	<ul style="list-style-type: none"> <li>Students will be able to read and enjoy the poem.</li> <li>Students will be able to learn to respect elders.</li> </ul>	<ul style="list-style-type: none"> <li>❖ Group discussion</li> </ul>	Textbook, ICR * Explanation of the theme	Poem- writing





Victor Stone

22	<b>Grammar</b> *Conjunctions * Sentence and Its Types * Negative Sentences * Interrogative Sentences				<ul style="list-style-type: none"><li>To enable the students to identify different types of the sentences.</li></ul>	<ul style="list-style-type: none"><li>Students will be able to understand different types of the sentences.</li></ul>	<ul style="list-style-type: none"><li>❖ Make meaningful sentences from the groups of given words.</li><li>❖ Make each sentence negative.</li></ul>	Audio-visual, Blackboard * Inductive Deductive Method	Worksheet	
23	14. Birbal's Wit (Play)	Wit and wisdom	February	23		<ul style="list-style-type: none"><li>To enable the students to understand the themes of the play-wit and wisdom.</li></ul>	<ul style="list-style-type: none"><li>Students will be able to understand and enact a play.</li></ul>	<ul style="list-style-type: none"><li>❖ Role Play</li><li>❖ Poster-making</li></ul>	Textbook, Audio-visual * Dramatic presentation	Practice exercise

24	<b>Grammar</b> * Contractions * Punctuation * Using a Dictionary * Word Power <b>Writing Skill</b> Preparing a Brochure Travelogue *Revision				<ul style="list-style-type: none"> <li>To enable the students to understand the use of punctuation and dictionary.</li> <li>To improve vocabulary.</li> </ul>	<ul style="list-style-type: none"> <li>Students will be able to use correct punctuation marks.</li> </ul>	<ul style="list-style-type: none"> <li>Arranging words in alphabetical order</li> <li>Rewrite with correct punctuation.</li> </ul>	ICR, Black-board Deductive Method	Worksheet
	Revision		March	07	THE SECOND TERMINAL EXAMINATION				

**Subject Teachers:-**

- 1) Amarjyoti G.
- 2) Deepa J.
- 3) Anuja R.
- 4) Pramila K.