






VIDYA PRATISHTHAN'S DR. CYRUS POONAWALLA SCHOOL (CBSE), BARAMATI





Sub: English



ANNUAL CURRICULUM PLANNING, 2024-25




STD: II



MONTH WORKING DAYS	LESSON	LEARNING OBJECTIVES	EXPECTED LEARNING OUTCOMES	LSRW ACTIVITY	ASSESSMENT	TEACHING AIDS
April 17	1. Bridge Course 	To learn the basic concepts and understand the curriculum for the next class.	<ul style="list-style-type: none"> ▪ To enable the students to identify vowels and consonants. ▪ To enable the student to recall nouns, types of nouns, pronouns, verbs, describing words and articles. <p>To enable the students to enrich the vocabulary of the students.</p>	<ul style="list-style-type: none"> ➤ - Describe yourself, talk about your family members, quiz, solve the worksheet 	<ul style="list-style-type: none"> ▪ Class Work, ▪ Exercises, ▪ Worksheets 	<ul style="list-style-type: none"> ▪ Pictures ▪ ICR-VIDEO ▪ Charts ▪ Worksheets
2.	1. I Am Growing Up [Poem]	To recite and comprehend the poem. To relate growing up as a natural phenomenon and link their growing up state with the poem.	<ul style="list-style-type: none"> ▪ To enable students to recite and comprehend the poem ▪ . 	<ul style="list-style-type: none"> ➤ -Art integrated activity: making a collage.  <ul style="list-style-type: none"> ➤ Completing Sentences 	<ul style="list-style-type: none"> ▪ Class Work, ▪ Think And Answer, Exercises 	<ul style="list-style-type: none"> ▪ Textbook ▪ ICR-VIDEO ▪ Family Photos
June 19	Grammar				<ul style="list-style-type: none"> ▪ Class Work, ▪ Exercises, 	<ul style="list-style-type: none"> ▪ ICR-VIDEO ▪ Charts ▪ Pictures


	<p>1. Naming Words</p>  <p>2. Common and Proper Naming Words</p>	To identify types of naming words.	<ul style="list-style-type: none"> To enable the student to identify types of naming words. 	<ul style="list-style-type: none"> Completing the given exercises. 	<ul style="list-style-type: none"> Worksheets 	
	2. Planning My Birthday [Picture Story]	To visualize the scene of the birthday.	<ul style="list-style-type: none"> To enable the student to read and comprehend the story. 	<ul style="list-style-type: none"> describing a process 	<ul style="list-style-type: none"> Class Work, Think And Answer, Exercises, Recitation 	<ul style="list-style-type: none"> Textbook ICR-VIDEO
	One And Many [GRAMMAR]	To change a singular noun to plural noun.	<ul style="list-style-type: none"> To enable the student to understand and identify one and many. 	<ul style="list-style-type: none"> Completing the given exercises. 	<ul style="list-style-type: none"> Class Work, Think And Answer, Exercises 	<ul style="list-style-type: none"> Real Objects ICR-VIDEO
July 21	<p>3. My First Day at School</p> 	To express the feelings about the first day at school.	<ul style="list-style-type: none"> To enable the student to talk about their feelings on the first day at school and school activities. 	<ul style="list-style-type: none"> Art integrated learning: singing a song  <ul style="list-style-type: none"> Talking about a routine 	<ul style="list-style-type: none"> Class Work, Think And Answer, Exercises 	<ul style="list-style-type: none"> Textbook ICR-VIDEO
	<p>Grammar</p> <p>Naming Word: Gender</p> <p>Possessive Naming Words</p>	<p>To identify the opposite gender of given nouns.</p> <p>To know the possessive naming words.</p>	<ul style="list-style-type: none"> To enable the students to match the masculine gender names to the corresponding feminine names. 	<ul style="list-style-type: none"> Completing the given exercises. 	<ul style="list-style-type: none"> Class Work, Exercises, Worksheets 	<ul style="list-style-type: none"> Pictures ICR-VIDEO

	<p>I, WE, YOU, HE, SHE, IT, THEY</p> 	<p>To recognise common pronouns in context,</p>	<ul style="list-style-type: none"> To enable the students to convert nouns to possessive forms. To enable the students to match pronouns to their appropriate nouns. 	<ul style="list-style-type: none"> Completing the given exercises. Completing the given exercises. 	<ul style="list-style-type: none"> Class Work Class Assessment Exercises 	<ul style="list-style-type: none"> ICR- Video Flash cards Images of persons, animals, things etc
<p>August 19</p>	<p>Wonderful Neighborhood</p> 	<p>To appreciate a poem about having good neighbours.</p>	<ul style="list-style-type: none"> To enable the students to choose the best way to help neighbours from pictures. 	<ul style="list-style-type: none"> Reciting the poem. .speaking about places 	<ul style="list-style-type: none"> Class Work, Class Assessment, Exercises, Worksheets 	<ul style="list-style-type: none"> ICR-VIDEO Textbook
	<p>Grammar.</p> <p>Me, Us, You, Him, Her, It, Them</p> <p>Doing Words</p> 	<p>To understand that the pronouns are words that replace nouns in a sentence</p> <p>To identify action words and use them in sentences.</p>	<ul style="list-style-type: none"> To enable the students to recognise common pronouns in context. To enable the students to use action words in sentences. 	<ul style="list-style-type: none"> Completing the given exercises. Completing the given exercises, 	<ul style="list-style-type: none"> Class Work, Class Assessment, Exercises, Worksheets 	<ul style="list-style-type: none"> ICR-VIDEO Charts

	<p>Is, Am, Are</p> <p>Is Am, Are, +Verb, +Ing.</p> <p>Run, Runs; Go, Goes; Try, Tries</p> <p>Was, Were</p> <p>Was, Were + Verb+Ing</p>	<p>To demonstrate the use of linking verb to practise the forms of the simple present tense.</p> <p>Meaningfully identify linking verbs in a given text.</p> <p>To demonstrate the use of helping verbs.</p>	<ul style="list-style-type: none"> ▪ To enable the students to identify the forms of the verb. ▪ ▪ To enable the students talk about an action in the present. ▪ ▪ to enable the students to form a simple past form of the verbs. ▪ ▪ To enable the students to talk about an action that happened before. 	<ul style="list-style-type: none"> ➤ Completing the given exercises. ➤ Completing the given exercises. ➤ Completing the given exercises. ➤ Completing the given exercises. 	<ul style="list-style-type: none"> ▪ Class Work, ▪ Class Assessment, Exercises, ▪ Worksheets 	<ul style="list-style-type: none"> ▪ ICR-VIDEO ▪ Charts ▪ Pictures
6	<p>5.A Burger's Story.</p> 	To identify different food items.	<ul style="list-style-type: none"> ▪ To enable the students to improve the decision making and health awareness in students. 	<ul style="list-style-type: none"> ➤ Art integrated learning: ➤ Making a list.  <ul style="list-style-type: none"> ➤ silent r 	<ul style="list-style-type: none"> ▪ Class Work, ▪ Class Assessment, Think and Answer, Exercises, ▪ Recitation 	<ul style="list-style-type: none"> ▪ Textbook ▪ ICR-VIDEO
September 18	<p>Grammar</p> <p>Composition:</p> <p>1. Describing A Person</p> <p>2, Describing an Object</p>	To learn to form sentences using describing words.	<ul style="list-style-type: none"> ▪ To enable the students to enable the students to form simple sentences. 	<ul style="list-style-type: none"> ➤ Describing a person. 	<ul style="list-style-type: none"> ▪ Class Work, ▪ Class Assessment, Exercises, ▪ Worksheets 	<ul style="list-style-type: none"> ▪ ICR-VIDEO ▪ Pictures

7.	Revision	o The first terminal examination				
	6. My Favourite Class Is Lunch (Poem) 	To list the dishes, they have for the various meals and snacks.	<ul style="list-style-type: none"> To enable the students to appreciate a poem about the importance of washing hands before eating. 	<ul style="list-style-type: none"> Activity – maze 	<ul style="list-style-type: none"> Class Work, Class Assessment, Think and Answer, Exercises, Recitation 	<ul style="list-style-type: none"> Textbook ICR-VIDEO
October 17	7. Happy Deepavali 	To identify festivals from their pictures.	<ul style="list-style-type: none"> To enable the students to learn different types of festivals. 	<ul style="list-style-type: none"> Making design Talking about a festivals 	<ul style="list-style-type: none"> Class Work, Class Assessment, Exercises, Worksheets 	<ul style="list-style-type: none"> Textbook ICR-VIDEO
	Grammar: Regular Verbs Has, Have Had Short Forms	To define and identify simple past form of verbs. To define and identify the helping verbs, has/have/had to show belonging. To define and identify contractions.	<ul style="list-style-type: none"> To enable the students to use the simple past forms of verbs. To enable the students to use has/have/had to show belonging. To enable the students to learn to use short forms in sentences. 	<ul style="list-style-type: none"> Completing the given exercises. Completing the given exercises. Completing the given exercises. 	<ul style="list-style-type: none"> Class Work, Class Assessment, Exercises, Worksheets Class Work, Class Assessment, Exercises, Worksheets 	<ul style="list-style-type: none"> Pictures ICR-VIDEO Charts
November 12	8. Christmas (Poem) 	To introduce about Christmas festival.	<ul style="list-style-type: none"> To enable the students to talk about why they like Christmas festival. 	<ul style="list-style-type: none"> Making a Christmas greeting card. Writing an acrostic poem 	<ul style="list-style-type: none"> Class Work, Class Assessment, Think and Answer, Exercises, Recitation 	<ul style="list-style-type: none"> Textbook ICR-VIDEO

	<p>Grammar: A, An ,The</p> <p>Describing Words</p> 	<p>To choose the correct articles for the given noun.</p> <p>To enable the students to identify adjectives in the sentences.</p>	<ul style="list-style-type: none"> ▪ To enable the students to understand articles a an, the. ▪ ▪ To enable the students to use adjectives to describe a noun. 	<ul style="list-style-type: none"> ➤ Completing the given exercises. ➤ Completing the given exercises. 	<ul style="list-style-type: none"> ▪ Class Work, ▪ Class Assessment, ▪ Exercises, ▪ Worksheets ▪ Class Work, ▪ Class Assessment, Exercises, ▪ Worksheets 	<ul style="list-style-type: none"> ▪ Pictures ▪ ICR-VIDEO ▪ Pictures ▪ ICR-VIDEO
December 15	<p>9.The Four Season</p> 	<p>To read and comprehend a picture story on the theme of seasons.</p>	<ul style="list-style-type: none"> ▪ To enable the students to talk about favourite season. 	<ul style="list-style-type: none"> ➤ Doing a role play ➤ Words starting with gl and gr 	<ul style="list-style-type: none"> ▪ Class Work, ▪ Class Assessment, Think and Answer, ▪ Exercises, ▪ Recitation 	<ul style="list-style-type: none"> ▪ Textbook ▪ ICR-VIDEO
	<p>Grammar</p> <p>Comparisons</p> <p>Position Words</p>	<p>To identify an adjective in its comparative form.</p> <p>To identify and use position words in sentences.</p> <p>To identify position words.</p> <p>To make complete sentence.</p>	<ul style="list-style-type: none"> ▪ To enable the students to use adjectives to describe a noun. ▪ To enable the students to use position words in sentences. ▪ To enable the students to use position words in sentences. 	<ul style="list-style-type: none"> ➤ Completing the given exercises. 	<ul style="list-style-type: none"> ▪ Class Work, ▪ Class Assessment, Exercises, ▪ Worksheets ▪ Class Work, ▪ Class Assessment, Exercises, ▪ Worksheets 	<ul style="list-style-type: none"> ▪ Pictures ▪ ICR-VIDEO ▪ Charts ▪ Pictures ▪ ICR-VIDEO ▪ Charts

	The Sentence		<ul style="list-style-type: none"> To enable the students to use capitalisation and punctuation marks correctly. 		<ul style="list-style-type: none"> Class Work, Class Assessment, Exercises, Worksheets 	<ul style="list-style-type: none"> Pictures ICR-VIDEO Charts
January 22	<p>10. Traffic (Poem)</p> 	To listen and understand the poem.	<ul style="list-style-type: none"> To enable the students to identify animals including insects in a park. 	<ul style="list-style-type: none"> Making a paper-plate ladybird. Writing Sentences 	<ul style="list-style-type: none"> Class Work, Class Assessment, Think and Answer, Exercises, Recitation 	<ul style="list-style-type: none"> Textbook ICR-VIDEO
11	<p>Grammar</p> <p>Question Words</p> <p>And , But, Or</p> <p>Word Power</p>	<p>To differentiate between statements the questions.</p> <p>To use conjunctions appropriately to join sentences.</p> <p>To enable the students to enrich vocabulary.</p>	<ul style="list-style-type: none"> To enable the students to identify the questions. To enable the students to know about the joining words. To enable the students to enrich vocabulary. 	<ul style="list-style-type: none"> Completing the given exercises. Completing the given exercises. Completing the given exercises. 	<ul style="list-style-type: none"> Class Work, Class Assessment, Exercises, Worksheets Class Work, Class Assessment, Exercises, Worksheets Class Work, Class Assessment, Exercises, Worksheets 	<ul style="list-style-type: none"> Pictures ICR-VIDEO Charts Pictures ICR-VIDEO Charts Pictures ICR-VIDEO Charts
February 20	<p>Grammar</p> <p>Reading Comprehension</p>	To read, comprehend and improve vocabulary.	<ul style="list-style-type: none"> To enable the students to read and understand the text. 	<ul style="list-style-type: none"> Observing the picture and filling the blanks. 	<ul style="list-style-type: none"> Class Work, Class Assessment, Exercises, Worksheets 	<ul style="list-style-type: none"> Textbook ICR-VIDEO

	Composition: Picture Story	To enable the students to observe the pictures and number the sentences in the correct order.	<ul style="list-style-type: none"> ▪ To enable the students to observe the pictures and number the sentences in the correct order. 	<ul style="list-style-type: none"> ➤ Giving correct sequence to sentences. 		
12	14.Model Test Paper	To enable the students to recall the concept and answer the questions.	<ul style="list-style-type: none"> ▪ To enable the students to recall the concept and answer the questions. 	<ul style="list-style-type: none"> ➤ Completing the given exercises. 	<ul style="list-style-type: none"> ▪ 	
March 03	○ The Second Terminal Examination					

Teachers Name:

1. Mrs. Smita Kumbhar
2. Mrs. Sujata Sutar
3. Mrs. Sonal Yadav