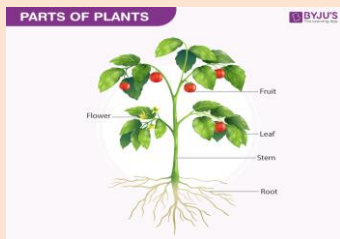





	MONTHS & WORKING DAYS	CONTENT / TOPIC	LEARNING OBJECTIVES	21 st CENTURY SKILLS	EXPECTED LEARNING OUTCOME	ACTIVITY / ASSESSMENTS	TEACHING AIDS
1)	April 19	BRIDGE COURSE	To revise some important things from previous standard.	Discussion Communication	To revise some important things from previous standard.	Some activities from textbook.	Board, chalk, ICR
		*Good habits	To enable students to know some good habits	Communication Discussion	To revise some important good habits	With the help of images write G for good manners and B for bad manners	Picture, board , chalk
		*Parts of our body	To identify the parts of our body	Communication	To revise the names of our body parts.	Look at the picture and label the parts of our body.	Pictures , board , chalk
		*Parts of a plant	To identify the different parts of the plant	Communication Discussion	To revise the names of part of the plant.	Look at the picture and label the different parts of the plant.	Images, plant, Charts.




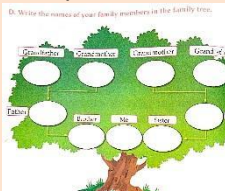




		<p>Seasons</p>  <p>To identify different seasons</p>	<p>Critical Thinking</p> <p>Communication</p> <p>Brain Storming</p>	<p>To revise and learn the names of different seasons.</p>	<p>Observe the picture and name the seasons.</p>	<p>Picture ,board ,chalk</p>
2)		<p>About Me</p>  <p>To enable the students to talk about themselves.</p>	<p>Communication</p> <p>Life Skill-Self awareness</p>	<p>To know themselves better.</p>	<p>Make a scrapbook using text, illustration and photos that highlights yourself. You can include your childhood pics, your abilities, favourite colour/fruits/sports etc.</p>	<p>Chalk, videos , pictures</p>
3)	April/June	<p>My Body</p>  <p>To enable the students to study about parts of our body and recognize sense organs.</p>	<p>Reflective Observation</p>	<p>To learn the names of the different parts of our body.</p>	<p>Look at the picture and label the parts of our body.</p>	<p>Chart, ICR Picture , board , chalk, flash cards</p>

VIDYA PRATISHTHAN'S DR. CYRUS POONAWALLA SCHOOL (CBSE), BARAMATI

Sub - ENVIRONMENTAL STUDIES

ANNUAL CURRICULUM PLANNING, 2024-25

STD -1





4)	June 19	<p>My Family</p> 	<p>To enable the students to talk about their family members.</p> <p>To know about types of family.</p>	<p>Remembering</p>	<p>To know about family members.</p>	<p>Write the names of your family members in the family tree.</p> 	<p>Chart, ICR Board , chalk , picture</p>
5)		<p>Our Food</p> 	<p>To study about different food items.</p> <p>To learn different food habits.</p>	<p>Concrete Experience</p> <p>Remembering</p>	<p>To know about different food items.</p>	<p>Write the names of food items you have for breakfast, lunch, dinner.</p> 	<p>Chalk, board, chart, flash cards</p>
6)	July 22	<p>Houses</p> 	<p>To enable students to know about different rooms in a house.</p>	<p>Remembering</p> <p>Discussion</p>	<p>To know different types of houses.</p>	<p>Take a chart paper. Draw a house. Colour it and decorate it nicely . Cut it out and paste it in your scrapebook .</p>	<p>ICR , pictures ,board</p>
7)	August 20	<p>Clothes</p> 	<p>To know about clothes in different seasons.</p>	<p>Observation</p> <p>Critical Thinking</p> <p>Colouring</p>	<p>To understand types of clothes for different seasons.</p>	<p>Look at the pictures. Colour yellow the clothes we wear in summer. Colour red the clothes we wear in winter.</p>	<p>Chart, ICR Board , picture</p>





VIDYA PRATISHTHAN'S DR. CYRUS POONAWALLA SCHOOL (CBSE), BARAMATI

Sub - ENVIRONMENTAL STUDIES

ANNUAL CURRICULUM PLANNING, 2024-25

STD -1

8)		<p>My School</p> 	To learn about different places in a school .	<p>Creativity</p> <p>Remembering</p>	To know more about school..	Make a list of five things you will find in a classroom and five things you will find in the playground. Draw them in your notebook.	Chart, ICR, chalk, board
9)	September 18	<p>My Neighbourhood</p> 	To enable students to know neighbourhood and surrounding places.	<p>Discussion</p> <p>Creativity</p>	To know the different places in our neighbourhood.	Collect the pictures of neighbourhood places from old books , newspapers and magazines and paste them in your scrapbook. Write names of places.	Chart, ICR, chalk, board, flash cards
10)		<p>Good Habits</p> 	To enable students to respect and greet elders.	<p>Observation</p> <p>Brain Storming</p>	To know and learn about good habits.	<p>Write G for good manners and B for bad manners.</p> 	Chalk, board , ICR , pictures
HALF YEARLY EXAMINATION							
11)	October 18	<p>Air</p>	To understand importance of air.	<p>Critical Thinking</p> <p>Observation</p>	To know the presence of year everywhere.	Activity: To blow air in balloon.	Chalk, board , ICR






							
12)		Water 	To enable students to study about different sources of water. To understand importance of water.	Critical Thinking Reflective Observation	To know the different uses of water.	Identify the uses of water from this pictures and write them in the given space.	ICR, Chart Pictures , board
13)	November 12	Festivals 	To know the different names of festivals celebrated in India.	Remembering Thinking	To understand importance of celebrating festivals.	Make a chart of different festivals.	ICR, Chart board , pictures
14)	December 16	Animal World 	To enable students to care about animals and study about different types of animals.	Observation Thinking Communication	To learn about types of animals.	Observe the given pictures of animals and write their names according to given column.	ICR, Chart Pictures , board, flash cards

VIDYA PRATISHTHAN'S DR. CYRUS POONAWALLA SCHOOL (CBSE), BARAMATI

Sub - ENVIRONMENTAL STUDIES

ANNUAL CURRICULUM PLANNING, 2024-25

STD -1

15)		<p>World Of Plants</p> 	To understand different parts of plants.	<p>Reflective Observation</p> <p>Analysing</p>	To know uses of plants and their importance	<p>Tick the things we get from plants.</p> 	ICR, Chart Pictures , board
16)	January 22	<p>In The Sky</p> 	To know the objects that we see in the sky.	<p>Observation</p> <p>Drawing</p> <p>Colouring</p>	To study about the sun, the moon, the stars.	Connect the group of stars to identify the shape and colour it.	ICR, Chart Pictures , board
17)	February 18	<p>Weather And Seasons</p> 	To understand the main three seasons.	<p>Observation</p> <p>Analysing</p>	To know the things that are used in summer, winter and rainy seasons.	Make a chart which shows things we use in summer, winter, rainy seasons.	ICR, Chart Pictures , board
18)		<p>How We Travel</p> 	To enable students to learn about different means of transport.	<p>Observation</p> <p>Communion</p>	To know the different means of transport.	Look at the pictures where do they move and match them correctly.	ICR, Chart Pictures , board
19)		<p>Let Us Be Safe</p>	To study the importance of safety rules at home, at school, in other places.	<p>Colouring</p> <p>Observation</p>	To know the rules of traffic signals	Colour the traffic lights and join the dots to know what they say.	ICR, Chart Pictures , board



Thinking

SECOND TERMINAL

Subject Teachers: Swati Mangate

Pratiksha Salve