

VIDYA PRATISHTHAN'S DR. CYRUS POONAWALLA SCHOOL (CBSE), BARAMATI



Sub: English


ANNUAL CURRICULUM PLANNING, 2024-25

Std : I



Sr. No.	Content/Topic	Month and Working Days	Learning Objectives	Expected Learning Outcome	Activity	Methodology/ Teaching Aids	Assessment
	<p><u>BRIDGE COURSE</u></p> <p>*Capital Letters *Small Letters *Vowels and Consonants</p>	April (23)	<ul style="list-style-type: none"> To enable students to identify the alphabets. 	<ul style="list-style-type: none"> Student will be able to recall alphabets, vowels and consonants. 	<ul style="list-style-type: none"> Circle the odd one out from given letters. 	<ul style="list-style-type: none"> Inductive method, Videos, greenboard 	<ul style="list-style-type: none"> Worksheet
1	School Preparation Module – Get Ready		<ul style="list-style-type: none"> To enable students to draw a picture of themselves, take a part in a game, solve puzzles. 	<ul style="list-style-type: none"> Students will be able to choose a game, a food, a thing and an activity that they like 	<ul style="list-style-type: none"> Colour the smiley if you do these actions. 	<ul style="list-style-type: none"> Inductive method, Videos, greenboard, textbook 	<ul style="list-style-type: none"> Worksheet

2	Everybody Has a Name (poem)		<ul style="list-style-type: none"> To understand a poem based on the theme of about myself. 	<ul style="list-style-type: none"> Students will be able to identify words that show feelings. 	<ul style="list-style-type: none"> Making an 'I Can' flower 	<ul style="list-style-type: none"> Poem recitation, Videos, greenboard, textbook 	<ul style="list-style-type: none"> Question answers
3.	Is There Anyone Like Me?	June (15)	<ul style="list-style-type: none"> To understand the main theme of the story – about myself. 	<ul style="list-style-type: none"> Students will be able to read a picture story based on the same theme and about the way the human body words. 	<ul style="list-style-type: none"> Colour the correct bubbles. 	<ul style="list-style-type: none"> Inductive method, Videos, textbook 	<ul style="list-style-type: none"> Worksheet
4	*Family Ria's Family		<ul style="list-style-type: none"> To understand the main theme - family. 	<ul style="list-style-type: none"> To relate the lesson with real life. 	<ul style="list-style-type: none"> *Draw and colour the picture of family. *Say 4-5 sentences about your 	<ul style="list-style-type: none"> Reading the text, Textbook and videos 	<ul style="list-style-type: none"> Contextual questions .


					family.		
Grammar 1. Letters of the English Alphabet		<ul style="list-style-type: none"> To arrange the words alphabetically. 	<ul style="list-style-type: none"> Students will be able to arrange the words with alphabetical order. 	<ul style="list-style-type: none"> Flash card 	<ul style="list-style-type: none"> Inductive method Pictures , ICR, Blackboard, Flash cards 	<ul style="list-style-type: none"> Worksheet 	
*Grammar 2. Naming Words		<ul style="list-style-type: none"> To understand and identify naming words. 	<ul style="list-style-type: none"> Student will be able to identify different types of naming words. 	<ul style="list-style-type: none"> Solve the riddles using pictures as clues. 	<ul style="list-style-type: none"> Induction method ICR, Textbook Blackboard 	<ul style="list-style-type: none"> Worksheet 	

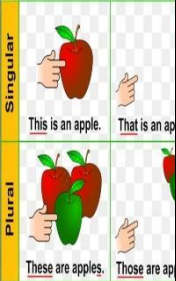
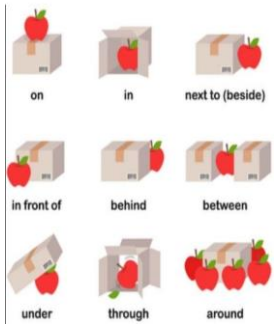
	*Grammar 3.Common and proper Naming Words	July(25)	<ul style="list-style-type: none"> To identify types of naming words. 	<ul style="list-style-type: none"> To understand and identify types of naming words. 	<ul style="list-style-type: none"> 1. Matching the flash cards. 	<ul style="list-style-type: none"> Inductive method ICR, Textbook Flash card 	<ul style="list-style-type: none"> Circle the correct naming words.
	Grammar 4.One and Many		<ul style="list-style-type: none"> To understand one and many. 	<ul style="list-style-type: none"> 1. Students will be able to identify one and many. 	<ul style="list-style-type: none"> Counting of the things 	<ul style="list-style-type: none"> Induction method ICR, Blackboard 	<ul style="list-style-type: none"> Worksheet
	5.I , You ,He , She, It		<ul style="list-style-type: none"> To understand the use of pronouns. 	<ul style="list-style-type: none"> Student will be able to use proper pronoun to make the sentences. 	<ul style="list-style-type: none"> Matching the flashcards 	<ul style="list-style-type: none"> Inductive method ICR Flash cards 	<ul style="list-style-type: none"> Worksheet



	We,You, They	August (26)	To understand the uses of pronouns. •	• To identify the pronouns from the sentence.	• Matching the flashcards	• Inductive method • Flashcards • ICR Pictures	• Worksheet
	He -Group and She -group		• To understand and identify pronouns.	• To understand difference between He-group and She group words.	• Classify the words	• Inductive method • ICR Blackboard	• Worksheet
	Introducing Myself		• To understand about myself	• To understand about myself	• Speak about myself	• ICR	• Game
5	Ducks on the Water 		• To understand poem about family.	• • To recite a poem with expression.	• Join the dots and color the picture.	• Poem recitation, Rhyming scheme • ICR, Textbook	• Question answers



6	<p>The True Friend</p> 		<ul style="list-style-type: none"> To understand a poem about friendship. 	<ul style="list-style-type: none"> Student will be able to understand the importance of friends in our life. 	<ul style="list-style-type: none"> Make a thank you card for your friend. 	<ul style="list-style-type: none"> Reading the text ICR Textbook 	<ul style="list-style-type: none"> Complete the sentences about your best friend.
	<p>Doing Words</p>		<ul style="list-style-type: none"> To understand the action words in the sentences. 	<ul style="list-style-type: none"> To identify the action words in the sentences. 	<ul style="list-style-type: none"> Describe the actions which these body parts can do. 	<ul style="list-style-type: none"> Inductive method ICR Pictures 	<ul style="list-style-type: none"> Worksheet
	<p>*Grammar Is ,Am, Are</p>		<ul style="list-style-type: none"> To identify verbs in the sentences. 	<ul style="list-style-type: none"> To understand the use of Is ,Am,Are. 	<ul style="list-style-type: none"> Read each pair of sentence and tick the correct sentence. 	<ul style="list-style-type: none"> Inductive method and Deductive method Flash card ICR 	<ul style="list-style-type: none"> Worksheet

	Is ,Am ,Are +verb +ing		<ul style="list-style-type: none"> To understand the use of verbs in present continuous tense. 	<ul style="list-style-type: none"> To understand the structure of the sentence. 	<ul style="list-style-type: none"> Tick the correct sentence and cross out the incorrect one. 	<ul style="list-style-type: none"> Textbook ICR 	<ul style="list-style-type: none"> Worksheet
	Has, Have		<ul style="list-style-type: none"> To understand the use of 'Has' and 'Have'. 	<ul style="list-style-type: none"> To understand the use of Has and Have to show belonging . 	<ul style="list-style-type: none"> Create your own sentence 	<ul style="list-style-type: none"> Inductive method ICR Flashcard 	<ul style="list-style-type: none"> Worksheet
	Picture Composition		<ul style="list-style-type: none"> Understand and speak about picture 	<ul style="list-style-type: none"> Understand and speak about picture 	<ul style="list-style-type: none"> Speak about picture 	<ul style="list-style-type: none"> ICR 	<ul style="list-style-type: none"> Worksheet
	Completing Sentences		Understand the sentence	<ul style="list-style-type: none"> Understand the sentence 	<ul style="list-style-type: none"> Make a sentence 	<ul style="list-style-type: none"> ICR 	<ul style="list-style-type: none"> Worksheet

	Revision HALF YEARLY EXAMINATION	September (23)					
7	*Good Manners I can BE a Pal 	October (21)	<ul style="list-style-type: none"> 1.To understand a poem about good manners. 	<ul style="list-style-type: none"> 1. Student will be able to use 'Thank You' and 'Please' words. 	<ul style="list-style-type: none"> Making chart of good manners. 	<ul style="list-style-type: none"> Explanation of the theme Poem recitation ICR Pictures 	<ul style="list-style-type: none"> Write thank you and please for the given sentence.
	*Grammar .A ,An ,The		<ul style="list-style-type: none"> To enable students to understand articles 	<ul style="list-style-type: none"> To understand the proper use of articles in sentences. 	<ul style="list-style-type: none"> Sort out the word using articles. 	<ul style="list-style-type: none"> ICR Textbook 	<ul style="list-style-type: none"> Worksheet
	Describing Words	November (23)	<ul style="list-style-type: none"> To understand use of describing words in sentences. 	<ul style="list-style-type: none"> To understand the use of adjectives. 	<ul style="list-style-type: none"> Color the describing words 	<ul style="list-style-type: none"> Flash card ICR Greenboard 	<ul style="list-style-type: none"> Make your own sentence using given describing word.

	<p>This , That ,These ,Those</p>		<ul style="list-style-type: none"> To understand the uses of This ,That ,These ,Those in sentences. 	<ul style="list-style-type: none"> Student able to use This, That , These, Those in sentences. 	<ul style="list-style-type: none"> Correct word from the brackets. 	<ul style="list-style-type: none"> ICR Textbook Greenboard 	<ul style="list-style-type: none"> Worksheet
	<p>*Grammar In ,On, Under ,Over, Near.</p>		<ul style="list-style-type: none"> 1. To understand position words in sentences. 	<ul style="list-style-type: none"> 1. Student will be able to use prepositions in day to day communication. 	<ul style="list-style-type: none"> Identify the preposition for the given object. 	<ul style="list-style-type: none"> ICR Textbook 	<ul style="list-style-type: none"> Underline the position word in given sentences.
	<p>Writing a 'Thank you' Note</p>		<ul style="list-style-type: none"> To understand thank you note. 	<ul style="list-style-type: none"> To understand thank you note 	<ul style="list-style-type: none"> Write the thank you note 	<ul style="list-style-type: none"> Textbook 	<p>Make a thank you card</p>
	<p>Describing Picture</p>		<ul style="list-style-type: none"> To understand Describing Picture 	<ul style="list-style-type: none"> To understand Describing Picture 	<ul style="list-style-type: none"> Describing picture 	<ul style="list-style-type: none"> ICR Textbook 	<ul style="list-style-type: none"> Worksheet

8	<p>*Animal World</p> <p>The Parrots and Flowers</p>	<p>December (18)</p>	<ul style="list-style-type: none"> To enable the student to understand animal sounds. 	<ul style="list-style-type: none"> 1.To identify different sounds of animals. 	<ul style="list-style-type: none"> Sequencing of pictures. 	<ul style="list-style-type: none"> Reading of the text ICR Textbook 	<ul style="list-style-type: none"> Worksheet 
9	<p>*If You Should Meet a Crocodile</p>		<ul style="list-style-type: none"> 1. To enable the students to understand about crocodile's body parts. 	<ul style="list-style-type: none"> 1.To identify the body parts of a crocodile. 	<ul style="list-style-type: none"> Recite the poem with action 	<ul style="list-style-type: none"> Explanation Discussion ICR Pictures 	<ul style="list-style-type: none"> Rhyming words
	<p>*Grammar</p> <p>The Sentence</p>		<ul style="list-style-type: none"> 1. To enable the student to construct sentences with the use of punctuations . 	<ul style="list-style-type: none"> 1. Student will be able to construct their own simple sentences. 	<ul style="list-style-type: none"> Identify the sentences. 	<ul style="list-style-type: none"> ICR Blackboard 	<ul style="list-style-type: none"> Worksheet

	And		<ul style="list-style-type: none"> 1. To understand the use of 'And' in sentence. 	<ul style="list-style-type: none"> Students will use and join sentences. 	<ul style="list-style-type: none"> Picture description 	<ul style="list-style-type: none"> Flashcards Picture ICR 	<ul style="list-style-type: none"> Join each pair of sentences with and
10	<p>Nature The Selfish Tree</p> 	January (23)	<ul style="list-style-type: none"> To enable the students to understand about nature. 	<ul style="list-style-type: none"> 1. Students will be able to learn more about the seasons. 	<ul style="list-style-type: none"> Plastic bottles planters 	<ul style="list-style-type: none"> Reading of the text Explanation Flashcard Picture ICR 	<ul style="list-style-type: none"> Multiple choice questions.
11	<p>*Open House</p> 		<ul style="list-style-type: none"> 1. To understand a poem about nature. 	<ul style="list-style-type: none"> 1. Students will be able to learn about nature appreciation. 	<ul style="list-style-type: none"> Making a tree with pictures of different animals living on it. 	<ul style="list-style-type: none"> Poem recitation Rhyming scheme Flashcards of different houses of animals 	<ul style="list-style-type: none"> Expressing views on pictures
	*Grammar Word Power		<ul style="list-style-type: none"> 1. To enable the student to learn new words. 	<ul style="list-style-type: none"> 1. Students will be able to use new words. 	<ul style="list-style-type: none"> Solve the crossword. 	<ul style="list-style-type: none"> Textbook ICR 	<ul style="list-style-type: none"> Worksheet

	Grammar Reading Comprehension	February (23)	<ul style="list-style-type: none"> 1. To enable the students to read the given stories with understanding. 	<ul style="list-style-type: none"> 1. Students will be able to read the stories with interest. 	<ul style="list-style-type: none"> Reading of passage 	<ul style="list-style-type: none"> Inductive and Deductive method Story book 	<ul style="list-style-type: none"> Reading of stories
	Grammar Composition		<ul style="list-style-type: none"> To enable the students to describe the picture. 	<ul style="list-style-type: none"> Student will be learn about how to write 'Thank You' note 	<ul style="list-style-type: none"> Thank You note 	<ul style="list-style-type: none"> Pictures ICR 	<ul style="list-style-type: none"> Picture composition
	Rebus Story		<ul style="list-style-type: none"> To understand Rebus Story 	<ul style="list-style-type: none"> To understand Rebus Story 	<ul style="list-style-type: none"> Reading a Story 	<ul style="list-style-type: none"> ICR 	<ul style="list-style-type: none"> Worksheet
	Completing a Paragraph		<ul style="list-style-type: none"> 	<ul style="list-style-type: none"> To understand completing a paragraph 	<ul style="list-style-type: none"> Complete the paragraph 	<ul style="list-style-type: none"> ICR 	<ul style="list-style-type: none"> Worksheet

	Creative Writing		<ul style="list-style-type: none"> To understand creative Writing 	<ul style="list-style-type: none"> To understand creative Writing 	<ul style="list-style-type: none"> Write in good handwriting 	<ul style="list-style-type: none"> ICR 	<ul style="list-style-type: none"> Notebook
	Revision SECOND TERMINAL EXAMINATION	March (03)					

Sonal Y.

Smita K.

Amarjyoti G.

Subject Teachers

Moderator

Principal