














**Nursery Annual Planning 2024-2025**

SUBJECT	BOOK NAME	APRIL	JUNE ( Book 1)	JULY (Book 2)	AUGUST (BOOK 3)	SEPTEMBER (Book 4)
ENGLISH	TEXT BOOK	Activities to develop fine motor skills and gross motor skills	1.Practice :- Colouring 2. Pre Writing Strokes:- i)Standing Lines. ii) Sleeping Lines. iii) Slanting Lines. iv) Curves. 3. Letter Aa. 	1.Pre Writing Strokes:- i)Curves 2. Letter Bb,Cc, Dd, Ee.	1.Letter:- Ff,Gg,Hh,Ii	1.Letter:- Jj, Kk, Ll ,Mm 2.Pre Writing Strokes:- i) Loops ii) Zigzag Lines.
	Activities  	1. Paper Tearing and Pasting 2. Paper Crumpling 3. Tooth Brush Painting 4. Finger Printing 5. Rangoli Tracing 6. Cloth Pins Activity 7. Scribbling	1. Matching Standing Lines 2. Finger Painting 3. Colouring 4. Thumb Printing Letter A	1. Ear Bud Painting:- Letter B 2. Colouring:- Letter C,D 3. Baloon Dabbing:- Letter E 	1. Cotton Printing:- Letter F 2. Matching :- Letter Ge 3. Painting Circles:- Letter I. 	1. Paper Printing :- Letter J 2. Matching :- Letter K, L 3. Colouring :- Letter Mm
	Stories and Rhymes  	1. Stories :- i. The Crane and The Fox ii) The Three Sheep 2. Rhymes :- i. Reach Up High ii. I Hear Thunder iii. Put Your Right Hand In	1. Story :- The Dog and It's Reflection 2. Rhymes :- i. Two Little Hands Head Shoulders and Keens and Toes 	1. Story:- Tortoise and The Rabbit 2. Rhymes :- i. Where is Thumbkin ii. Are You Sleeping? 	1. Stories:- i. The Wind and the Sun ii. The Crow and the Pitcher iii. Elephant Makes Friends 2. Rhymes :- i. Horsey Horsey ii. Here We Go Round The Mulberry Bush	
	My Practice Book	-	1. Pre Writing Strokes:- Standing, Sleeping ,Slant Lines, Curves, 2. Letter Aa	1. Pre Writing Strokes:- Curves 2. Letters:- Bb, Cc, Dd, Ee	1. Letters:- Ff, Gg ,Hh Ii	1. Letters:- Jj, Kk, Ll, Mm

SUBJECT	BOOK NAME	APRIL	JUNE ( Book 1)	JULY (Book 2)	AUGUST (BOOK 3)	SEPTEMBER (Book 4)
<b>Mathematics</b>	Text Book	1. Introduction of Pre-Math Concept Big and Small 2. Colour:- Purple	1. Pre-Math Concept :- Right and Left 2. Number 1 3. Colour :- Red 4. Shape :- Triangle	1. Pre- Math Concept Big and Small 2. Number :- 2 and 3 3. Colour:- Green 4. Shape :- Circle	1.Pre- Math Concept In and Out 2. Number :- 4 and 5 3. Colour:- Yellow 4. Shape :- Square	1. Pre- Math Concept Tall and Short 2.Number :- 6 and 7 3.Colour:- Blue 4.Shape :- Rectangle
	Activities 	1. Sorting Big and Small Objects 	1. Bindi Pasting:- Number 1 2. Hand Printing:- Colour Red	1. Pasting Ice Cream Sticks Number 2 2. Finger Printing:- Number 3 3. Colouring Shape:- Circle	1. Colouring :- Number 4 2. Thumb Printing :- number 5 3. Pasting Pictures:- Square	1. Finger Printing:- Number 6 2. Cotton Printing :- Number 7 3. Pasting Pictures :- Rectangle.
	My Practice Book		Number :- 1	Number :- 2,3	Number :- 4,5	Number :- 6,7
<b>General Awareness ( EVS)</b>	Text Book	1. Introduction of body parts 	1.Introduction Of: My Self 2.Parts OF The Body	1. All About Me 2. Parts Of The Body 3. Action Words 4. Good Habbits 5. Good Manners	1. Family 2. Home 3. Places Around My Home 4. Good Manners At Home 5. Table Manners	1. School 2. Play Ground 3. Class Room 4. Things We Do In School 5. Good Manners At School
<b>Art And Craft</b>	Artistry:- A Book Of Art And Activity		1. Who I Am?:- Hand Print Activity 2. Rabbit Colouring 3. Wool Art 4.Standing Lines	1. Sleeping Lines 2. Square 3. Rectangle 4. Slanting Lines	1. Triangle 2. Curve Lines 3. Semi Circle 4. Circle	1. Sticker Pasting 2. Curve Lines 3. Zigzag Lines 4. Diamond





**Class Teacher**










**Incharge**

**Principal**

**VIDYA PRATISHTHAN'S DR, CYRUS POONAWALLA SCHOOL (CBSE), VIDYANAGARI BARAMATI.**

**Nursery Annual Planning 2024-2025**

<b>SUBJECT</b>	<b>BOOK NAME</b>	<b>OCTOBER (Book 5)</b>	<b>NOVEMBER (Book 6)</b>	<b>DECEMBER ( Book6)</b>	<b>JANUARY ( Book 7)</b>	<b>FEBURAR Y</b>	<b>MARC H</b>
<b>English</b>	Text Book	Letter:- Nn, Oo,Pp,Qq	Letter:- Rr,Ss,Tt	Letter:- Uu,Vv	Letter:-Ww,Xx,Yy,Zz	Recap Letters Aa To Zz	Revisio n
	Activities	<ol style="list-style-type: none"> <li>Thumb Printing:- Letter N</li> <li>Colouring:- Letter O</li> <li>Pasting Pictures:- Letter P</li> <li>Pasting Ice Cream Stick :- Letter Q</li> </ol>	<ol style="list-style-type: none"> <li>Cotton Painting:- Letter R</li> <li>Matching :- Letter T</li> </ol> 	<ol style="list-style-type: none"> <li>Finger Printing :- Letter U</li> <li>Colouring Letter V</li> </ol>	<ol style="list-style-type: none"> <li>Finger Printing :- Letter W</li> <li>Matching:- Letter Xx</li> <li>Colouring :- Letter Y</li> <li>Paper Printing:- Letter Z</li> </ol>	-	-
	Stories and Rhymes  	<ol style="list-style-type: none"> <li>Story:-                             <ol style="list-style-type: none"> <li>Fox and The Grapes</li> </ol> </li> <li>Rhymes:-                             <ol style="list-style-type: none"> <li>Here Is The Beehive</li> <li>Rain On The Green Grass</li> <li>Cock-a-Doodle-Doo</li> <li>I Am a Little Snowman</li> </ol> </li> </ol>	<ol style="list-style-type: none"> <li>Story:                             <ol style="list-style-type: none"> <li>The Little Seed</li> </ol> </li> <li>Rhymes:-                             <ol style="list-style-type: none"> <li>The Apple Tree</li> </ol> </li> </ol>	<ol style="list-style-type: none"> <li>Story :-The Little Seed</li> <li>Rhymes:-                             <ol style="list-style-type: none"> <li>Cucumbers and Capsicums</li> <li>Found a Peanut</li> </ol> </li> </ol> 	<ol style="list-style-type: none"> <li>Stories:-                             <ol style="list-style-type: none"> <li>The Little Hen</li> <li>The Naughty Lamb</li> </ol> </li> </ol> 	Worksheets	Revisio n
	My Practice Book	Letter:- Nn, Oo,Pp,Qq	Letter:- Rr,Ss,Tt	Letter:- Uu,Vv	Letter:-Ww,Xx,Yy,Zz	Recap Letters Aa To Zz	Revisio n

SUBJECT	BOOK NAME	OCTOBER (Book 5)	NOVEMBER (Book 6)	DECEMBER ( Book6)	JANUARY ( Book 7)	FEBURARY	MARCH
<b>Mathematics</b>	Text Book	1. Number 8,9,0 2. Colour :- Orange 3. Recap Shape Triangle	1. Number:- 10,11,12 2. Colour :- White 3. Recap Shape Circle	1. Numbers:-13, 14, 15 2. Colour :- Pink 3. Recap Shape Circle	1. Numbers:-16, 17, 18, 19,20 2. Colour :- Black Recap Shapes Square and Rectangle	Recapitulation of 1. Pre- Math Concepts 2. Numbers 1 to 20 3. Shapes 4. Colour	Revision of
	Activities 	1. Colouring :- Number 8 2. Spong Painting:- Number 0	1. Ear Bud Painting Number 10	1. Pasting Pictures Shapes	1. Paper Collage:- Hen 2. Cotton Pasting :- Lamb		-
	My Practice Book	Number 8,9,0	Number:- 10,11,12	Numbers:-13, 14, 15	Numbers:-16,17, 18, 19,20	Recapitulation of Numbers 1 to 20	Revision
<b>General Awareness ( EVS)</b>	Text Book 	1. Flowers 2. Farm Animals 3. Wild Animals 4. 	1. Fresh Fruits 	1. Wonderful Vegetables 	1. Vehicles on Land 2. Vehicles in Air 3. Vehicles On Water	Recapitulation 	Revision
<b>Art And Craft</b>	Artistry:- A Book Of Art And Activity 	1. Sticker Pasting 2. Santa Making 3. Butterfly 4. Shape Stamping 	1. My Pet 2. Tree 3. Card Making 4. House	1. Turtle 2. Tribal Face 3. Tearing and Pasting 4. Dolphin	1. Rainbow 2. Coster Making 3. Sticker Pasting 4. Aeroplane	1. Lotus 2. Origami Clown 3. Button Art 4. Good Luck	

Class Teacher

Incharge

Principal