
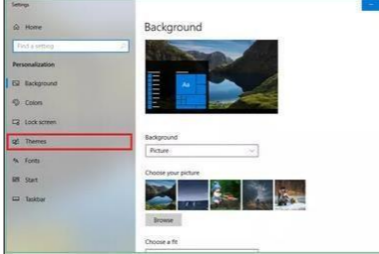

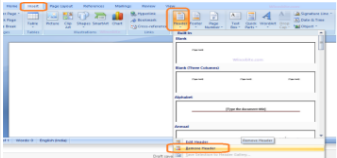

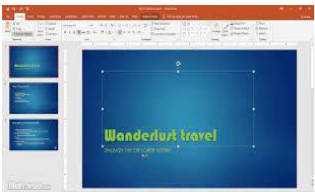
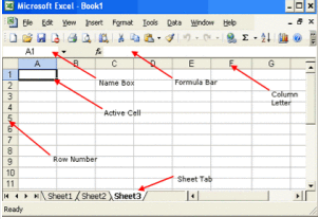




**VIDYA PRATISHTHAN'S
DR. CYRUS POONAWALLA SCHOOL (CBSE)
ANNUAL CURRICULUM PLANNING 2025 -26**

SUB- COMPUTER STUDIES

STD.-V

Sr. No.	Topic	Month & Working days	No. of periods for Teaching	Learning Objectives	Expected Learning outcomes	Activity	Teaching Aids	Assessment
❖ IT Skills								
1	More On Windows 	April (23)	08	<ul style="list-style-type: none"> Windows Media Player Ripping and Burning a CD/DVD Control Panel Installing and Uninstalling an Application Troubleshooting Operating Systems for Mobile Devices 	Students can use Windows Media Player ❖ Students can uninstall a program, change date and time	❖ Change the theme of the computer  ❖ Change the screen saver of computer 	❖ Demonstration will be shown on ICR.	❖ Enlist the applets of control Panel
2.	Inserting Objects in Word 	June (24)/ July (26)	06	<ul style="list-style-type: none"> To enable the students to insert picture, word art, shapes, symbols in MS Word 2016. 	❖ To develop student' ability to create documents. 21st Century Skills Technology literacy	❖ Open MS Word 2016; write a paragraph on any topic of your choice. Add picture, word art, shapes, symbols.	❖ Demonstration will be shown on ICR.	❖ Practical based worksheet and lab assignments.
3.	Creating Presentations 	August (24)	08	<ul style="list-style-type: none"> To enable the students to study how to add slides, insert tab, animations, transitions, slide shows, views, changing Slide Layout 	❖ Students can open Power Point Presentation and can perform different formatting in it. ❖ 21 Century Skill: Critical thinking, creativity.	❖ Prepare a presentation on any topic of your choice.	❖ Real devices will be shown and also Demonstration will be shown in the Computer Lab.	❖ Enlist different types of views in Microsoft PowerPoint 2016
4.	Formatting a Presentations 	September (24) October (12)	08	<ul style="list-style-type: none"> To enable the students to study how to Working with Slide Master, Changing Background Color, Applying Formatting Effects, Specifying the Alignment, Inserting Shapes and Pictures in a Slide, Rotating Objects, Adding Bullets and Number 	❖ Students can open Power Point Presentation and can perform different formatting in it. ❖ 21 Century Skill: Critical thinking, creativity.	❖ Prepare a presentation on any topic of your choice.	❖ Real devices will be shown and also Demonstration will be shown in the Computer Lab.	❖ Enlist different types of views in Microsoft PowerPoint 2016

5.	Introduction to Excel 	November (25)	• 12	• To enable the students to start MS Excel, parts of MS Excel Windows, Data types, creating and saving workbook.	❖ Students can open MS Excel and insert data in cells, use formula in MS Excel 21 Century Skill: Technology literacy, Creativity.	❖ Write down all the data types used in MS Excel in your notebook. Create a workbook and save it on your computer.	❖ Demonstration will be shown on ICR.	❖ Find the average of given numbers using formula in MS Excel
❖ Coding Skills								
6.	Playing with Multiple Sprites. 	December (23)	• 08	• Enable students to make games on Scratch, Create duplicate Sprite and use multiple sprites in Scratch.	❖ Students can create Scratch games 21 Century Skill: Technology literacy Problem Solving	❖ Create duplicate Sprite and use multiple Sprites in Scratch	❖ Demonstration will be shown on ICR.	❖ Try to make in Scratch using Scratch tutorial.
❖ AI and Technological Advancements								
#	Natural Language Processing		• 01	• To understand about NLP – how it works, applications.	❖ Students will learn about NLP	❖ AI lab Activity : Talk to books	❖ Demonstration will be shown on ICR.	❖ Collect information about NLP
❖ Digital Literacy								
7.	Internet and Email 	January (25) February (23)	• 12	• To study internet-based services, harmful aspects of internet, Netiquettes and how to create Email address	❖ Students will learn Internet services like social networking, VoIP, chatting ❖ Students will understand harmful aspects like viruses, spams and malware.	❖ Visit any of the websites to find information on “Swachh Bharat Abhiyan” and create presentation on it.	❖ Demonstration will be shown on ICR.	❖ Open your own Email account

Mrs. Rutuja N

Mrs. Archana W

Subject Teacher

Moderator

Principal