





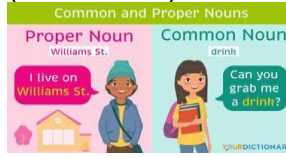

VIDYA PRATISHTHAN'S




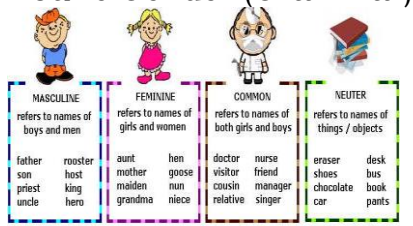


DR. CYRUS POONAWALLA SCHOOL (CBSE), VIDYANAGARI, BARAMATI

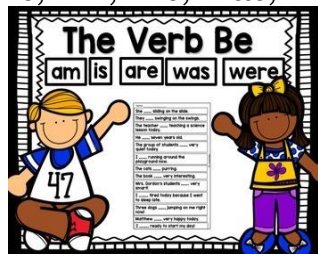



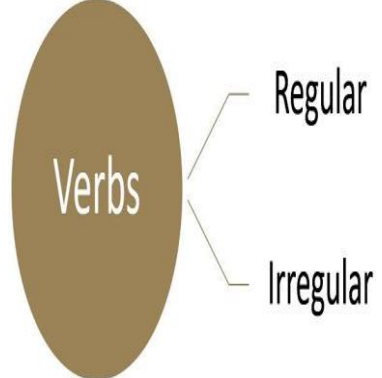
SUBJECT : ENGLISH





ANNUAL CURRICULUM PLANNING 2025-26





STD.III

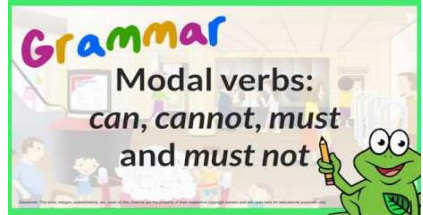

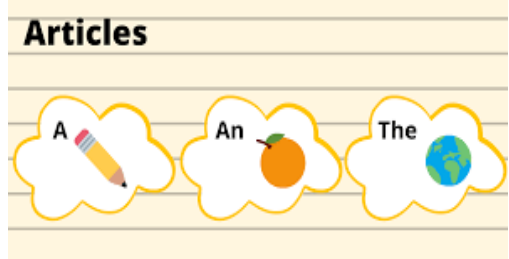


S.N.	MONTH	NAME OF THE LESSON	WORKING DAYS	THEME	LEARNING OBJECTIVE	LEARNING OUTCOME	TEACHING AIDS	LSRW ACTIVITY	ACTIVITY
01.	April	<p>Bridge Course:</p> <ul style="list-style-type: none"> Nouns and Types of noun  <ul style="list-style-type: none"> Verbs 	23	-	<ul style="list-style-type: none"> To enable the students to identify different kinds of noun. To enable the students to use verbs in spoken and written English. 	<ul style="list-style-type: none"> The students will be able to learn the basic concepts and understand the curriculum for the next class. 	<ul style="list-style-type: none"> Worksheet ICR 	Describe yourself, Talk about your family members, quiz.	-
		<p>1. Finding a New Spring (Story)</p> 	-	Travel	<ul style="list-style-type: none"> To enable the students to complete a word web related to travel. 	<ul style="list-style-type: none"> The students will be able to summarise a story on travel. 	<ul style="list-style-type: none"> Textbook ICR Charts 	Sharing information	<p>Make a model of transport.</p> 
02		<p>Nouns : Common and proper nouns (Grammar)</p> 	-	-	<ul style="list-style-type: none"> To enable the students to understand the types of Nouns. 	<ul style="list-style-type: none"> The students will be able to recognize the difference between common nouns and proper nouns. 	<ul style="list-style-type: none"> ICR charts 	Crossword	-
03	June	<p>2. The Pedlar's Caravan (Poem)</p> 	24	Travel	<ul style="list-style-type: none"> To enable the students to introspect on their travel plans. 	<ul style="list-style-type: none"> The students will be able to recite and comprehend the poem. 	<ul style="list-style-type: none"> Textbook ICR 	Listening to a poem	-





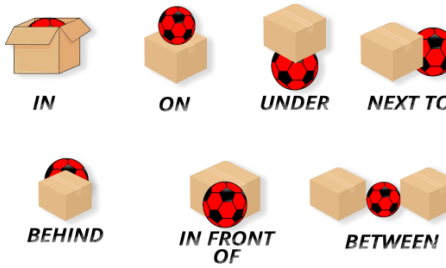

04		Singular and plural nouns (Grammar) 	-	-	<ul style="list-style-type: none"> To enable the students to identify difference between proper and common nouns. 	<ul style="list-style-type: none"> The students will be able to change a singular noun to plural form. 	<ul style="list-style-type: none"> Real objects ICR 	Making sentences	Collage making
05		3. Reggie Mouse's Shrinking clothes (Picture story) 	-	Food and Health	<ul style="list-style-type: none"> To enable the students to Read and comprehend the story. 	<ul style="list-style-type: none"> The students will be able to appreciate a picture story. 	<ul style="list-style-type: none"> Textbook ICR 	Soft and hard <u>th</u> sounds	Making of a fruit salad 
06		Nouns Gender (Grammar) 	-	-	<ul style="list-style-type: none"> To enable the students to identify the types of gender noun. 	<ul style="list-style-type: none"> The students will be able to use the four types of gender nouns in sentences. 	<ul style="list-style-type: none"> Pictures ICR 	Writing the nouns in correct columns	-
07		Pronouns (Grammar) 	-	-	<ul style="list-style-type: none"> To enable the students to define pronouns. 	<ul style="list-style-type: none"> The students will be able to use and identify pronouns in a sentence. 	<ul style="list-style-type: none"> ICR Charts 	Speaking about family members	-
08	July	Verbs (Grammar) 	26	-	<ul style="list-style-type: none"> To enable the students to identify verbs in a given text. 	<ul style="list-style-type: none"> The students will be able to recognize verbs and use them in sentences. 	<ul style="list-style-type: none"> ICR Charts 	Describing a picture	-

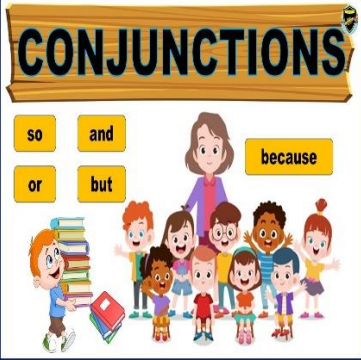



09	Is, Am, Are, Was, Were (Grammar) 	-	-	<ul style="list-style-type: none"> To enable the students to identify helping verbs. 	<ul style="list-style-type: none"> The students will be able to explain how helping verbs work. 	<ul style="list-style-type: none"> ICR Charts 	Listening of a story	-
10	4. Cookies for Santa (poem) 	-	Food and Health	<ul style="list-style-type: none"> To enable the students to learn new words and their meanings. 	<ul style="list-style-type: none"> The students will be able to recite the poem with correct intonation. 	<ul style="list-style-type: none"> Textbook ICR 	Writing a dialogue	Making a Christmas card 
11	5. Simon says (story) 	-	Animal World	<ul style="list-style-type: none"> To enable the students to complete an art-integrated activity. 	<ul style="list-style-type: none"> The students will be able to read and comprehend a story. 	<ul style="list-style-type: none"> Textbook ICR Charts 	Writing an informal letter	-
12	Reading Comprehension	-	-	<ul style="list-style-type: none"> To enable the students to answer questions about short passage using textual evidence. 	<ul style="list-style-type: none"> The students will be able to read and comprehend a story. 	<ul style="list-style-type: none"> Grammar book 	Reading a story	-
13	Regular and Irregular Verbs (Grammar) 	-	-	<ul style="list-style-type: none"> To enable the students to define regular verb and irregular verb. 	<ul style="list-style-type: none"> The students will be able to correctly use the verbs in a sentence. 	<ul style="list-style-type: none"> ICR Charts 	Story telling	Chart making



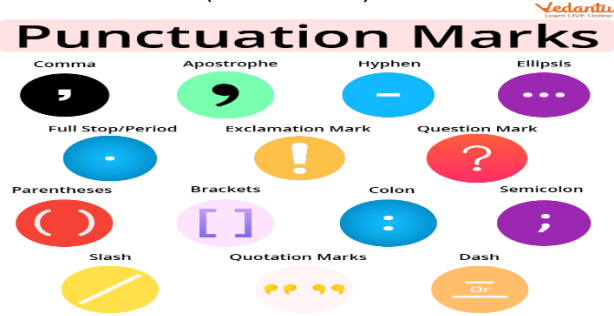

14		Has Have, Had (Grammar) 	-	-	<ul style="list-style-type: none"> To enable the students to use has or have to show possession. 	<ul style="list-style-type: none"> The students will be able to use have, has and had correctly in a sentence. 	<ul style="list-style-type: none"> Real objects ICR Charts 	Paragraph writing	-
15		Simple Present Tense (Grammar) 	-	-	<ul style="list-style-type: none"> To enable the students to identify present tense verbs in writing. 	<ul style="list-style-type: none"> The students will be able to define present tense and use the tense in a sentences correctly. 	<ul style="list-style-type: none"> ICR Timeline 	Speaking activity	-
16	August	Present Continuous Tense (Grammar) 	24	-	<ul style="list-style-type: none"> To enable the students to define present continuous tense. 	<ul style="list-style-type: none"> The students will be able to correctly use the present continuous tense in a sentence. 	<ul style="list-style-type: none"> Timeline ICR 	Describing actions	-
17		Simple Past Tense(Grammar) 	-	-	<ul style="list-style-type: none"> To enable the students to define simple past tense. 	<ul style="list-style-type: none"> The students will be able to correctly use the simple past tense in a sentence. 	<ul style="list-style-type: none"> Timeline ICR 	Reading of a story	-


18		Simple Future Tense (Grammar) 	-	-	<ul style="list-style-type: none"> To enable the students to define simple future tense. 	<ul style="list-style-type: none"> The students will be able to correctly use the simple future tense in a sentence. 	<ul style="list-style-type: none"> Timeline ICR 	Speaking about planning a trip	-
19		6. A view of a Cat (poem) 	-	Animal World	<ul style="list-style-type: none"> To enable the students to summarise a poem. 	<ul style="list-style-type: none"> The students will be able to recite and comprehend a shape poem. 	<ul style="list-style-type: none"> Textbook ICR 	Write a shape poem	Making animals with play 
20	September	Paragraph Writing	24	-	<ul style="list-style-type: none"> To enable the students to write a paragraph. 	<ul style="list-style-type: none"> The students will be able to learn the basic structure of paragraph writing and express their own ideas through writing. 	<ul style="list-style-type: none"> ICR Charts 	Writing paragraphs on given topics	
21		Revision	HAIF YEARLY EXAMINATION						
22	October	7. Everything Under the Sun (Picture story) 	12	Environment and Health	<ul style="list-style-type: none"> To enable the students to narrate events in sequence. 	<ul style="list-style-type: none"> The students will be able to become more aware about environment and health. 	<ul style="list-style-type: none"> Textbook ICR Charts 	Writing a diary entry	Checking resource efficiency
23		Can, Cannot; Should, Should Not (Grammar)	-	-	<ul style="list-style-type: none"> To enable the students to identify modal verbs in writing. 	<ul style="list-style-type: none"> The students will be able to correctly use modal verbs in a sentence. 	<ul style="list-style-type: none"> ICR Charts 	-	-

									
24	November	8. Twinkle Twinkle Electric Car (Poem) 	25	Environment and Health	<ul style="list-style-type: none"> To enable the students to learn new words and their meanings. 	<ul style="list-style-type: none"> The students will be able to recite and comprehend a poem on environmental health. 	<ul style="list-style-type: none"> Textbook ICR 	Writing an acrostic poem	Copying and colouring a tracing painting
25		Articles (Grammar) 	-	-	<ul style="list-style-type: none"> To enable the students to define and identify an article. 	<ul style="list-style-type: none"> The students will be able to choose the correct article for the given noun. 	<ul style="list-style-type: none"> ICR Charts 	Completing the story using correct articles	-
26		Adjectives (Grammar) 	-	-	<ul style="list-style-type: none"> To enable the students to define and identify adjectives. 	<ul style="list-style-type: none"> The students will be able to use adjectives to describe a variety of images and scenarios. 	<ul style="list-style-type: none"> ICR Charts Real objects 	Describing the picture	-
27		Degrees of Comparison (Grammar) 	-	-	<ul style="list-style-type: none"> To enable the students to identify the three degrees of comparisons of adjectives. 	<ul style="list-style-type: none"> The students will be able to use the positive, comparative and superlative forms of adjectives. 	<ul style="list-style-type: none"> ICR Charts 	Describing the picture	-

28	December	9.Uncle Owl (Picture story) 	20	Adventure and Mystery	<ul style="list-style-type: none"> To enable the students to summarise a folk tale. 	<ul style="list-style-type: none"> The students will be able to learn and use new vocabulary. 	<ul style="list-style-type: none"> Textbook ICR Charts 	Talking about a strange dreams	Making a paper rat 
29		10.Tine and the Faraway Mountain (Story) 	-	Adventure and Mystery	<ul style="list-style-type: none"> To enable the students to summarise a biographical account. 	<ul style="list-style-type: none"> The students will be able to read and comprehend a biographical account. 	<ul style="list-style-type: none"> Textbook ICR 	Listening to a passage on adventure sports	-
30		Adverbs (Grammar) 	-	-	<ul style="list-style-type: none"> To enable the students to define adverbs. 	<ul style="list-style-type: none"> The students will be able to identify adverbs in a sentence. 	<ul style="list-style-type: none"> ICR 	Describing the picture	-
31		Preposition (Grammar) PREPOSITIONS OF PLACE 	-	-	<ul style="list-style-type: none"> To enable the students to define prepositions and explain their usage. 	<ul style="list-style-type: none"> The students will be able to use and identify prepositions in a sentence. 	<ul style="list-style-type: none"> Charts ICR Real objects 	Gap Fill	Making a model of park/h 

32		<p>Conjunctions (Grammar)</p> 	-	-	<ul style="list-style-type: none"> To enable the students to define conjunctions. 	<ul style="list-style-type: none"> The students will be able to create compound sentences using conjunctions. 	<ul style="list-style-type: none"> ICR Charts 	Making of sentences using conjunctions	-
33	January	<p>11. If I had A Magic Carpet (poem)</p> 	25	Adventure and Mystery	<ul style="list-style-type: none"> To enable the students to summarise a fantasy poem. 	<ul style="list-style-type: none"> The students will be able to read and comprehend a fantasy poem. 	<ul style="list-style-type: none"> Textbook ICR 	Practising conversation using apostrophe for contraction	Picture Story
34		<p>The Sentences (Grammar)</p> 	-	-	<ul style="list-style-type: none"> To enable the students to differentiate between complete sentences and sentence fragments. 	<ul style="list-style-type: none"> The students will be able to make complete sentences. 	<ul style="list-style-type: none"> ICR Charts worksheet 	Writing of a paragraph	-
35		<p>Asking Questions (Grammar)</p> 	-	-	<ul style="list-style-type: none"> To enable the students to identify and distinguish between questions and statements. 	<ul style="list-style-type: none"> The students will be able to frame questions using question words. 	<ul style="list-style-type: none"> ICR Charts worksheet 	Asking a questions	-

36		<p>Contraction (Grammar)</p> <h2>Contractions</h2> <ul style="list-style-type: none"> • A contraction is one word made from 2 words. • The first word usually stays the same. • Certain letters are taken out of the second word. • An apostrophe will fill the space of the missing letters. 	-	-	<ul style="list-style-type: none"> • To enable the students to define contractions. 	<ul style="list-style-type: none"> • The students will be able to define contraction and correctly use the contractions in a sentence. 	<ul style="list-style-type: none"> • ICR • Charts • worksheet 	Reading of conversation	-
37		<p>Interjections (Grammar)</p>  <h2>INTERJECTION</h2>	-	-	<ul style="list-style-type: none"> • To enable the students to define interjections. 	<ul style="list-style-type: none"> • The students will be able to create their own sentences using interjections. 	<ul style="list-style-type: none"> • ICR • Charts • worksheet 	Completing the paragraph	-
38		<p>Punctuation (Grammar)</p> 	-	-	<ul style="list-style-type: none"> • To enable the students to differentiate between common punctuation marks. 	<ul style="list-style-type: none"> • The students will be able to identify and properly use common punctuation marks. 	<ul style="list-style-type: none"> • ICR • Charts • worksheet 	Completing the paragraph	-
39		<p>Using Dictionary (Grammar)</p> 	-	-	<ul style="list-style-type: none"> • To enable the students to put words into alphabetical order. 	<ul style="list-style-type: none"> • The students will be able to use a dictionary. 	<ul style="list-style-type: none"> • ICR • Dictionary • worksheet 	Arrange the words in alphabetical order	Make a Mini Dictionary

40	February	Unity Is Strength (play) 	23	Unity	<ul style="list-style-type: none"> To enable the students to summarise a play on the theme of unity. 	<ul style="list-style-type: none"> The students will be able to read and comprehend a play on theme of unity. 	<ul style="list-style-type: none"> Textbook ICR Charts 	Role Play	Writing a creative pass
41		Word Power	-	-	<ul style="list-style-type: none"> To enable the students to recognize and use synonyms. 	<ul style="list-style-type: none"> The students will be able to: use words with similar meaning to make writing more interesting. 	<ul style="list-style-type: none"> ICR Charts 	Paragraph Writing	-
42		Composition Process writing	-	-	<ul style="list-style-type: none"> To enable the students to write a steps to accomplish a task. 	<ul style="list-style-type: none"> The students will be able to: use transition words or linkers in their writing. 	<ul style="list-style-type: none"> ICR Charts 	Writing of recipes like lemonade , tea, etc.	-
43	March	Revision	08	SECOND TERMINAL EXAMINATION					

SUBJECT TEACHER

- Mrs .Sonal Yadav
- Mrs. Ankita Pawar
- Mrs. Sonal Yadav
- Ms. Pramila Kate

MODERATOR

PRINCIPAL

