

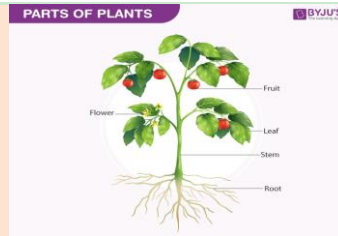


Sr. no.	MONTHS & WORKING DAYS	CONTENT / TOPIC	LEARNING OBJECTIVES	21 <sup>st</sup> CENTURY SKILLS	EXPECTED LEARNING OUTCOME	ACTIVITY / ASSESSMENTS	TEACHING AIDS
1)	April	<p><b>BRIDGE COURSE</b></p> <p>*Animals and their young ones</p> <p>*Parts of our body</p>	<p>To revise some important things from previous standard.</p>  <p>To enable students to know different types of animals and young ones.</p>  <p>To identify the parts of our body</p>	<p>Discussion</p> <p>Communication</p> <p>Communication</p> <p>Discussion</p> <p>Communication</p> <p>Discussion</p>	<p>To revise some important things from previous standard.</p> <p>To revise the name of the animals and their young ones.</p> <p>To revise the names of our body parts.</p>	<p>Some activities from textbook.</p> <p>With the help of images recognize the name of their young ones</p> <p>Look at the picture and label the parts of our body.</p>	<p>Board, chalk, ICR</p> <p>Picture, board, chalk, model of animals.</p> <p>Pictures, board, chalk</p>

\*Parts of a plant



To identify the different parts of the plant.

Critical Thinking  
Communication  
Brain Storming

To revise the names of part of the plant.

Look at the picture and label the different parts of the plant.

Images, plant, Charts.

Uses of Air



Uses of air

Critical Thinking  
Communication

To revise and learn the names of different types of wind and properties of air.

Observe the pictures of uses of air.






Picture, board, chalk, balloon.





VIDYA PRATISHTHAN'S DR. CYRUS POONAWALLA SCHOOL (CBSE), BARAMATI

Sub - ENVIRONMENTAL STUDIES

ANNUAL CURRICULUM PLANNING, 2025-26

STD -1

2)	April	<p>Living Things and Non-Living Things</p> 	<p>Learn to differentiate between living things and non-living things</p>	<p>Communication  Life Skill-Self awareness</p>	<p>To learn differences between living thing and non-living things, man-made and natural things</p>	<p>Collect and paste or draw pictures of five man made and five natural non-living things</p>	<p>Real things like chalk, stone, plant, ants</p>
3)	June	<p>The World Of Plants</p> 	<p>To understand different parts of plants.</p>	<p>Reflective Observation  Analysing</p>	<p>To know uses of plants and their importance</p>	<p>Tick the things we get from plants.</p> 	<p>ICR, Chart pictures, board</p>
4)	June July	<p>Food from Plants</p> 	<p>To study about different food items.  To learn different food habits.</p>	<p>Concrete Experience  Remembering</p>	<p>To know about different food items.</p>	<p>Write the names of food items you have for breakfast, lunch, dinner.</p> 	<p>Chalk, board, chart, flash cards</p>






5)	July, August	<p>The World of Animals</p> 	To enable students to care about animals and study about different types of animals.	<p>Observation</p> <p>Thinking</p> <p>Communication</p>	To learn about types of animals.	Observe the given pictures of animals and write their names according to given column.	ICR, Chart Pictures, board, flash cards
6)	August	<p>Food and Homes of Animals</p> 	To enable students to know about different types of food that animal eats and homes where animal live	<p>Observation</p> <p>Thinking</p> <p>Communication.</p>	To know about eating habits of animal	Draw the food items eaten by each animal.	Food chart, Model of houses.
7)	August	<p>Our Body</p> 	To identify the parts of our body	<p>Communication</p> <p>Discussion</p>	To revise the names of our body parts.	Look at the picture and label the parts of our body.	Pictures, board, chalk
8)	September	<p>Food For Health</p> 	To enable student to know about sources of food. And good eating habits.	<p>Creativity</p> <p>Discussion</p>	To will know about balance diet.	Make a chart on healthy food plan.	Chart, ICR, chalk, board

**VIDYA PRATISHTHAN'S DR. CYRUS POONAWALLA SCHOOL (CBSE), BARAMATI**

**Sub - ENVIRONMENTAL STUDIES**

**ANNUAL CURRICULUM PLANNING, 2025-26**

**STD -1**



9)	September and October	<p>Keeping Clean, Healthy and safe</p> 	<p>To study the importance of safety rules at home, at school, in other places.</p> 	<p>Colouring</p> <p>Observation</p> <p>Thinking</p>	<p>To know the rules of traffic signals and which Objects are safe or unsafe for us.</p>	<p>Colour the traffic lights and join the dots to know what they say.</p>	<p>ICR, Chart</p> <p>Pictures, board</p>
10)	October and November	<p>Clothes and Shelter</p> 	<p>To know about clothes in different seasons and clothes.</p>	<p>Observation</p> <p>Critical Thinking</p> <p>Colouring</p>	<p>To understand types of clothes for different seasons.</p>	<p>Look at the pictures. Colour yellow the clothes we wear in summer. Colour red the clothes we wear in winter.</p>	<p>Chart, ICR</p> <p>Board, picture</p>
11)	November and December	<p>Air around Us</p> 	<p>To understand importance of air.</p>	<p>Critical Thinking</p> <p>Observation</p>	<p>To know the presence of air everywhere.</p>	<p>Activity: To blow air in balloon.</p>	<p>Chalk, board, ICR</p>
12)	December and January	<p>Water</p> 	<p>To enable students to study about different sources of water. To understand importance of water.</p>	<p>Critical Thinking</p> <p>Reflective Observation</p>	<p>To know the different uses of water.</p>	<p>Identify the uses of water from these pictures and write them in the given space.</p>	<p>ICR, Chart</p> <p>Pictures, board</p>

**VIDYA PRATISHTHAN'S DR. CYRUS POONAWALLA SCHOOL (CBSE), BARAMATI**

**Sub - ENVIRONMENTAL STUDIES**

**ANNUAL CURRICULUM PLANNING, 2025-26**

**STD -1**

13)	January	<p>Weather And Seasons</p> 	To understand the main three seasons.	<p>Observation</p> <p>Analysing</p>	To know the things that are used in summer, winter and rainy seasons.	Make a chart which shows things we use in summer, winter, rainy seasons.	ICR, Chart Pictures, board
14)	February	<p>In The Sky</p> 	To know the objects that we see in the sky.	<p>Observation</p> <p>Drawing</p> <p>Colouring</p>	To study about the sun, the moon, the stars.	Connect the group of stars to identify the shape and colour it.	ICR, Chart Pictures, board

**Subject Teachers: Pratiksha Salve**

**Bhoopali Joshi**