






VIDYA PRATISHTHAN'S DR. CYRUS POONAWALLA SCHOOL (CBSE),




BARAMATI



**Sub : Social Studies
Std : III**




ANNUAL CURRICULUM PLANNING, 2025-26





| Sr. No. | Content/ Topic | Month & No. of Days | | Learning Objectives | Expected Learning Outcomes | Activity |
|---------|---|--|--|--|--|---|
| | <p>Bridge Course Directions Our Earth Our Environment and Pollution Our Universe Our Country India</p> | <p align="center">April 23</p>  | <ul style="list-style-type: none"> • 10 | <ul style="list-style-type: none"> • To enable students to learn the basic concepts and understand the curriculum for the next class. | <ul style="list-style-type: none"> • Students will be able to define map and identify the directions on the map. • Students will be able to define basic concepts. | <ul style="list-style-type: none"> ❖ Draw any two constellations. ❖ Map skill |
| 1 | Up in the Sky |  | <ul style="list-style-type: none"> • 05 | <ul style="list-style-type: none"> • To enable the students to visualize the Earth in the Universe. | <ul style="list-style-type: none"> • Students will be able to understand the concept of heavenly bodies. | <ul style="list-style-type: none"> ❖ Draw and colour the picture of the Solar system. |





| | | | | | | |
|---|----------------------|---|--|---|--|--|
| 2 | Our Beautiful Earth |  | <ul style="list-style-type: none"> • 06 | <ul style="list-style-type: none"> • To enable the students to appreciate that earth is a unique planet. | <ul style="list-style-type: none"> • Students will be able to identify the shape of the Earth and what makes life possible on Earth. | <ul style="list-style-type: none"> ❖ Make a poster on 'Day'. |
| 3 | Save the Environment | <p style="text-align: center;">June 24</p>  | <ul style="list-style-type: none"> • 06 | <ul style="list-style-type: none"> • To enable the students to assess the need to keep the environment clean and pollution free. | <ul style="list-style-type: none"> • Students will be able to understand the importance of the Environment. | <ul style="list-style-type: none"> ❖ Write slogans on save Earth and save water. ❖ Plant one tree at h |
| 4 | I Love My India | <p style="text-align: center;">July 26</p>  | <ul style="list-style-type: none"> • 06 | <ul style="list-style-type: none"> • To enable the students to appreciate the role of government. | <ul style="list-style-type: none"> • Students will be able to identify and locate the states and union territories on a political map of India. | <ul style="list-style-type: none"> ❖ Map skill - State their capitals. |

| | | | | | | |
|---|---|---|--|---|--|--|
| 5 | Indian Villages |  | <ul style="list-style-type: none"> • 05 | <ul style="list-style-type: none"> • To enable the students to examine the living conditions in villages. | <ul style="list-style-type: none"> • Students will be able to compare villages in the olden days with villages now. | <ul style="list-style-type: none"> ❖ Group Discussion – Life in a village and life in a city. |
| 6 | Our National Symbols August 24  <p>LIST OF NATIONAL SYMBOLS OF INDIA</p> | 06 | <ul style="list-style-type: none"> • To enable the students to identify the national symbols. | <ul style="list-style-type: none"> • Students will be able to understand the importance of the national symbols. | <ul style="list-style-type: none"> ❖ Project on the national symbols. | |
| 7 | Our Beautiful Country  | <ul style="list-style-type: none"> • 06 | <ul style="list-style-type: none"> • To enable the students to identify the different landforms of India. | <ul style="list-style-type: none"> • Students will be able to state the main feature of each landform of India. | <ul style="list-style-type: none"> ❖ Read the clues and write the names of different landforms. | |

| | | | | | | |
|----------|---------------------|--|--|--|--|---|
| 8 | The Colourful North |  | <ul style="list-style-type: none"> • 06 | <ul style="list-style-type: none"> • To enable the students to identify a few cities of Northern India. | <ul style="list-style-type: none"> • Students will be able to describe the climate , famous dishes and languages spoken in these cities-Delhi, Chandigarh, Lucknow, Patna, Srinagar, Leh. | <ul style="list-style-type: none"> ❖ Map Activity-Mark and label the northern part of India. |
| 9 | The Wonderful West | <p>September 24</p> <p>Class – 3</p> <p>8 The Wonderful West</p>  | <ul style="list-style-type: none"> • 05 | <ul style="list-style-type: none"> • To enable the students to identify a few cities of western India. | <ul style="list-style-type: none"> • Students will be able to describe the climate , famous dishes and languages spoken in these cities-Mumbai, Ahmedabad, Jaipur, Bhopal. | <ul style="list-style-type: none"> ❖ Map Activity-Mark and label the western part of India. |
| Revision | | | | | | |
| 10 | The Lively East | <p>October 12</p> | <ul style="list-style-type: none"> • 05 | <ul style="list-style-type: none"> • To enable the students to identify a few cities of Eastern India. | <ul style="list-style-type: none"> • Students will be able to describe the climate , famous dishes and languages spoken in these cities- Kolkata, Guwahati, Kohima, Raipur, Ranchi. | <ul style="list-style-type: none"> ❖ Map Activity-Mark and label the eastern part of India. |

| | | | | | |
|----|--|----|--|---|--|
| |  | | | | |
| 11 | <p>The Splendid South</p>  | 05 | <ul style="list-style-type: none"> To enable the students to identify a few cities of Southern India. | <ul style="list-style-type: none"> Students will be able to describe the climate , famous dishes and languages spoken in these cities- Chennai, Bengaluru, Hyderabad, Visakhapatnam, Thiruvananthapuram. | <ul style="list-style-type: none"> Map Activity- Mark and label the southern cities of India. |
| 12 | <p>The Food We Eat</p> <p>November 25</p>  | 06 | <ul style="list-style-type: none"> Students will be able to explain the importance of transport in food distribution. | <ul style="list-style-type: none"> Write the names of five cooking utensils in your mother tongue and share it in the class. | <p>ICR</p> <p>Exercises Worksheets Project</p> |

| | | | | | | | |
|----|---------------------|---|---|---|---|---|-----------------------------------|
| 13 | The Clothes We Wear | <p style="text-align: center;">December 20</p>  | <ul style="list-style-type: none"> • 05 • | <ul style="list-style-type: none"> • Students will be able to describe different clothes worn by men and women in India. | <ul style="list-style-type: none"> ❖ Prepare a poster or collage on the topic 'Clothes of India'  | Pictures of traditional dresses of India. | Exercises, Worksheets, Project. |
| 14 | Our Festivals | <p style="text-align: center;">January 25</p>  | <ul style="list-style-type: none"> • 06 | <ul style="list-style-type: none"> • Students will be able to differentiate between national, religious and harvest festivals. | <ul style="list-style-type: none"> ❖ Make greeting cards for each festival. | Pictures of various festivals, ICR | Exercises, Worksheets, Project |
| 15 | The Work we Do | <p style="text-align: center;">Occupations in India</p>  | <ul style="list-style-type: none"> • 05 | <ul style="list-style-type: none"> • Students will identify the different jobs and describe the nature of their jobs. | <ul style="list-style-type: none"> ❖ Collect pictures of the different people who help us stick them in your scrap book. | ICR, Pictures | Exercises, Picture based question |

| | | | | | | | |
|----|-------------------------------|--|--|--|---|-----|--|
| 16 | How We Travel and Communicate | <p style="text-align: center;">TRAVEL AND COMMUNICATION</p>  | <ul style="list-style-type: none"> • 05 | <ul style="list-style-type: none"> • Students will be able to compare the various means of transport and communication. | <ul style="list-style-type: none"> • Draw and colour any five means of transport you see around you.  | ICR | Exercises Workshe Picture based question |
| 17 | Early Civilizations | <p style="text-align: center;">February 23</p>  | <ul style="list-style-type: none"> • 06 | <ul style="list-style-type: none"> • Students will be able to justify the importance of the rivers where these civilizations came up. | <ul style="list-style-type: none"> ❖ Picture description | ICR | Exercises Workshe Picture based question |
| 18 | The Great Ashoka |  | <ul style="list-style-type: none"> • 06 | <ul style="list-style-type: none"> • Students will be able to understand the importance of the Kalinga war in Ashoka's life. | <ul style="list-style-type: none"> ❖ Paragraph writing on Emperor Ashoka | ICR | Exercises Workshe Picture based question |
| | Revision | <p style="text-align: center;">March 03</p> | | | | | |

Subject Teachers: III A,C,D Mrs. Sadhana Patil
III B,E Mrs. Shital Bhairat

Moderator

Principal