
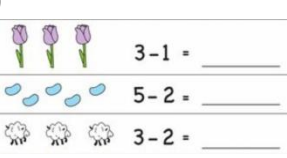

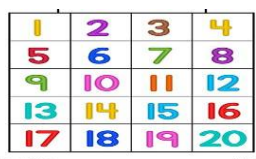
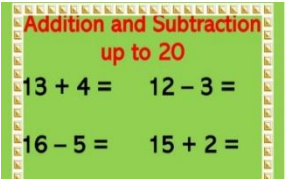

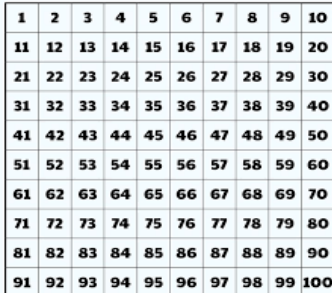

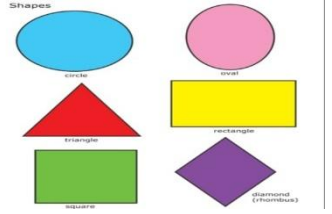




Class - I

Sub- Mathematics

Sr.No	Content/ Topic	Month and Working days	No. of periods for Teaching	Learning Objectives	Expected Learning Outcomes.	Activity	Teaching Aids	Assessment	21 st Century Skills
1	Bridge course	April (11)	09						
	*Numbers			1) To know Numbers and Number names 1 to 100 2) To know Missing Numbers	Students are able to tell number names up to 20	Identifying Missing Numbers from Flash Cards	Black Board Flash Cards	Work Sheet	Initiative and self-direction
	*Comparing- Quantities and Positions			1) To know More than and Less than 2) To understand concept equal to 3) To know Left , Right, Before, After, Between	Students are able to compare numbers	Recognition of Positions using real object	ICR Black Board Some real Object	Fill in the Blanks	Critical Thinking
	* Addition			1) To add with fingers, count	Students are able to add numbers	Add using pebbles	ICR Black Board	Add the following	Problem Solving
2	Ch.No-1 Addition within 10 	April(12)	14	1) To add numbers by counting forward 2) To add numbers 1 to 9 using number strip and number bond 3) To understand adding zero, One and addition facts 4) To add numbers vertically and horizontally 5) To add 1-digit 3 number	1) Students understood the addition facts 2) Students can add numbers vertically and horizontally	1) Addition on number strip 2) Adding beads for understanding number bonds 3)Using ice-cream sticks to add	ICR Beads Ice-cream sticks	Add the Following	Problem Solving
3	Ch.No-2 Subtraction within 10 	June(14)	14	1) Counting backward to subtract 2) To subtract zero, one and same number from a number 3) To understand subtraction fact 4) To subtract vertically 5) To create interest to solve simple word problem	1) Students know the subtraction fact 2) Students can solve word problems	1) Subtraction on number strips 2) Group activity for subtraction	ICR Number strips Blocks Black board	Solve the word problems	Problem Solving
4	Ch.No-9 Measurement 	June(14)	10	1) To measure the length using non-standard units. 2) To compare weight, Capacity and length of different objects.	1) Students know different measuring measures and their importance.	1) Using weighing balance to find weights of different objects. 2) Comparing the capacities of different containers.	ICR Weighing Balance Containers of different capacities	Fill in the blanks.	Information Literacy
5	Ch.No-4 Numbers Up To 20 	July(15)	15	1) To know concept of zero 2) To show the 2 digit numbers on Abacus 3) To identify smaller and larger numbers	1) Students understood concept of zero 2) Students can differentiate and arrange numbers in ascending and descending order	1) Identification of smaller and bigger numbers using blocks 2) Tens and Ones activity 3) Increasing and decreasing orders of numbers using flash cards	ICR Abacus Blocks Basket with Fruits Flash Cards	Arrange the numbers in ascending and descending orders	Experiential Learning

6	Ch.No-5 Addition and Subtraction within 20  13 + 4 = 12 - 3 = 16 - 5 = 15 + 2 =	August(10)	10	1) To add 1-digit number to get 2-digit numbers 2) To subtract the numbers 3) To count forward to add 4) To count backward to subtract	1) Students can add and subtract 2-digit numbers by counting forward and backward method respectively.	1) String the beads activity for addition and subtraction using different colours	ICR Beads	Add and Subtract the following	Experiential Learning
7	Ch.No-6 Numbers Up To 40 	August(14)	14	1) To identify numbers up to 40 2) To count and write numbers up to 40 3) To compare numbers using <, >, = 4) To form 2-digit numbers using given digits	1) Students can compare numbers 2) Students are able to form 2-digit numbers from given digit	1) Forming 2-digit numbers using flash cards 2) Show 2-digit numbers on Abacus	ICR Abacus Beads	Fill in with blanks with correct symbols	Creativity
8	Ch.No-7 Numbers Up To 100 	September (10))	10	1) To count and write the numbers up to 100. 2) To know the numbers of tens in 1 Hundred.	1) Students know the numbers and number names up to 100	1) Using abacus, Tens and ones activity. 2) Card games. 3) Matching numbers to the number names.	ICR Abacus Flash cards	Worksheet	Creativity
9	Ch.No-8 Addition and Subtraction up to 100 	October(12)	12	1) To add 2 digit number and one digit number. 2) To add 2 digit number with and without regrouping. 3) Regrouping tens and ones. 4) To subtract 2 digit numbers with and without regrouping.	1) Students can add and subtract numbers with and without regrouping.	1) Addition of tens and ones using stringing the beads	ICR Black board Ice-cream sticks	Add the following	Collaboration
10	Ch.No-3 Shapes 	November(10)	10	1) To identify different types of shapes 2) To identify straight and curved lines 3) To know solid shapes 4) To understand rolling and sliding objects	1) Students can identify different shapes 2) Students understand concept of rolling and sliding objects	1) Matching the shapes to the real things 2) Rolling and sliding activity	ICR Different Sized shapes	Worksheet	Integrated Learning
11	Ch.No-10 Time and Money 	December (15)	14	1) To read and write time shown in the clock. 2) To know the days of the week, months of the year. 3) To identify the different denominations of coins and notes.	1) Students know to read and write time. 2) Students know the days of week and months of the year. 3) Students know and identify the currency.	1) Understanding time by adjusting the hands on an old clock. 2) To make model of clock. 3) Shopping activity.	ICR Clock Calendar Dummy currency notes and coins.	Count how many times each day of the week is repeated in the given month.	Art Integrated Activity Experiential Learning
12	Ch.No-11 Data Handling 	December/January(15)	15	1) To collect and count the objects. 2) To make groups of objects.	1) Students can classify the objects according to groups.	1) To collect the same things together.	ICR Number of real objects. Charts	Work sheet	Information Literacy

13	<p>Ch.No-12 Patterns</p>	January(10)	10	<p>1) To observe and complete the patterns 2) To complete patterns in numbers</p>	1) Students know the patterns in numbers and shapes.	1) Create the pattern using paper strip	ICR Different shapes	Complete the patterns	Integrated Learning
14	<p>Ch.No-13 Introduction to Multiplication</p>	February(13)	13	1) To understand about repeated addition and its equivalent multiplication facts.	1) Students understood the concept of multiplication and its facts.	1) To build multiplication tables.	ICR Black board Charts	Work sheet	Creativity
15	<p>Revision</p>	February(10))march(8)	18	1) To revise the full syllabus for exam.	1) Students know all the concepts.	1) Understand and solve the questions and sums.	Text book		

I A- Mrs. Rutuja N.

I B- Mrs. Amruta M.

I C-. Mrs. Swati J.

I D- Mrs. Sarika C.

I E- Mrs. Sangita B

Subject Teacher

Moderator

Principal