

**VIDYA PRATISHTHAN'S DR. CYRUS POONAWALLA SCHOOL (CBSE), BARAMATI**

**Sub: English**


**ANNUAL CURRICULUM PLANNING, 2025-26**

**Std : I**

<b>Sr. No.</b>	<b>Content/Topic</b>	<b>Month and working days</b>	<b>No. Of Periods Required</b>	<b>Learning Objectives</b>	<b>Expected Learning Outcomes</b>	<b>Activity</b>	<b>Methodology/ Teaching Aids</b>	<b>Assessment</b>
	<p><b><u>BRIDGE COURSE</u></b></p> <p>*Alphabet Tracing- Uppercase and lowercase Letters                      *Vowels and Consonants                      *One and Many                      *Reading skills-sight words                      *Listening skills-Letters and sounds                      *Doing Words                      *Picture description- Speaking activity</p>	April 20	15	<ul style="list-style-type: none"> <li>To enable students to identify the alphabets.</li> </ul> <p>*Identify the Vowels and Consonants and doing words.</p>	<ul style="list-style-type: none"> <li>Student will be able to recall alphabets, vowels and consonants.</li> </ul>	<ul style="list-style-type: none"> <li>Circle the odd one out from given letters.</li> </ul>	Inductive method,  Videos, greenboard	<ul style="list-style-type: none"> <li>Worksheet</li> </ul>
1	School Preparation Module – Get Ready			<ul style="list-style-type: none"> <li>To enable students to draw a picture of themselves, take a part in a game, solve puzzles.</li> </ul>	<ul style="list-style-type: none"> <li>Students will be able to choose a game, a food, a thing and an activity that they like</li> </ul>	<ul style="list-style-type: none"> <li>Colour the smiley if you do these actions.</li> </ul>	<ul style="list-style-type: none"> <li>Inductive method,</li> <li>Videos, greenboard, textbook</li> </ul>	<ul style="list-style-type: none"> <li>Worksheet</li> </ul>


2	Everybody Has a Name (poem)		05	<ul style="list-style-type: none"> <li>To understand a poem based on the theme of about myself.</li> </ul>	<ul style="list-style-type: none"> <li>Students will be able to identify words that show feelings.</li> </ul>	<ul style="list-style-type: none"> <li>Making an 'I Can' flower</li> </ul>	<ul style="list-style-type: none"> <li>Poem recitation,</li> <li>Videos, greenboard, textbook</li> </ul>	<ul style="list-style-type: none"> <li>Question answers</li> </ul>
3.	Is There Anyone Like Me?	June 16	06	<ul style="list-style-type: none"> <li>To understand the main theme of the story – about myself.</li> </ul>	<ul style="list-style-type: none"> <li>Students will be able to read a picture story based on the same theme and about the way the human body words.</li> </ul>	<ul style="list-style-type: none"> <li>Colour the correct bubbles.</li> </ul>	<ul style="list-style-type: none"> <li>Inductive method,</li> <li>Videos, textbook</li> </ul>	<ul style="list-style-type: none"> <li>Worksheets</li> </ul>

4	*Family Ria's Family		06	<ul style="list-style-type: none"> <li>To understand the main theme - family.</li> </ul>	<ul style="list-style-type: none"> <li>To relate the lesson with real life.</li> </ul>	<ul style="list-style-type: none"> <li>*Draw and colour the picture of family.</li> <li>*Say 4-5 sentences about your</li> </ul>	<ul style="list-style-type: none"> <li>Reading the text,</li> <li>Textbook and videos</li> </ul>	<ul style="list-style-type: none"> <li>Contextual questions</li> </ul>
---	-------------------------	--	----	--	--	--	--	--

						family.		
	<p>Grammar 1. Letters of the English Alphabet</p> <p>Aa Bb Cc Dd Ee Ff Gg Hh Ii Jj Kk Ll Mm Nn Oo Pp Qq Rr Ss Tt Uu Vv Ww Xx Yy Zz</p>		04	<ul style="list-style-type: none"> <li>To arrange the words alphabetically.</li> </ul>	<ul style="list-style-type: none"> <li>Students will be able to arrange the words with alphabetical order.</li> </ul>	<ul style="list-style-type: none"> <li>Flash card</li> </ul>	<ul style="list-style-type: none"> <li>Inductive method</li> <li>Pictures , ICR, Blackboard, Flash cards</li> </ul>	<ul style="list-style-type: none"> <li>Worksheet</li> </ul>


	*Grammar 2. Naming Words		06	<ul style="list-style-type: none"> <li>To understand and identify naming words.</li> </ul>	<ul style="list-style-type: none"> <li>Student will be able to identify different types of naming words.</li> </ul>	<ul style="list-style-type: none"> <li>Solve the riddles using pictures as clues.</li> </ul>	<ul style="list-style-type: none"> <li>Induction method</li> <li>ICR, Textbook Blackboard</li> </ul>	<ul style="list-style-type: none"> <li>Worksheet</li> </ul>
--	-----------------------------	--	----	--	---	--	--	---


	*Grammar 3.Common and proper Naming Words	July 23	05	<p>To identify types of naming words.</p> <ul style="list-style-type: none"> <li>words.</li> </ul>	<ul style="list-style-type: none"> <li>To understand and identify types of naming words.</li> </ul>	<ul style="list-style-type: none"> <li>1. Matching the flash cards.</li> </ul>	<ul style="list-style-type: none"> <li>Inductive method</li> <li>ICR, Textbook Flash card</li> </ul>	<ul style="list-style-type: none"> <li>Circle the correct naming words.</li> </ul>
	*Grammar 4.One and Many		04					


				<ul style="list-style-type: none"> <li>To understand one and many.</li> </ul>	<ul style="list-style-type: none"> <li>1. Students will be able to identify one and many.</li> </ul>	<ul style="list-style-type: none"> <li>Counting of the things</li> </ul>	<ul style="list-style-type: none"> <li>Induction method</li> <li>ICR, Blackboard</li> </ul>	<ul style="list-style-type: none"> <li>Worksheet</li> </ul>
--	---	--	--	---	--	--	---	---

	5.I , You ,He , She, It		04	<ul style="list-style-type: none"> <li>To understand the use of pronouns.</li> </ul>	<ul style="list-style-type: none"> <li>Student will be able to use proper pronoun to make the sentence s.</li> </ul>	<ul style="list-style-type: none"> <li>Matching the flashcards</li> </ul>	<ul style="list-style-type: none"> <li>Inductive method</li> <li>ICR Flash cards</li> </ul>	<ul style="list-style-type: none"> <li>Worksheets</li> </ul>
	First Periodic Test	-	-	-	-	-	-	-

	We,You, They	August 18	04	<p>To understand the uses of pronouns.</p> <ul style="list-style-type: none"> <li></li> </ul>	<ul style="list-style-type: none"> <li>To identify the pronouns from the sentence.</li> </ul>	<ul style="list-style-type: none"> <li>Matching the flashcards</li> </ul>	<ul style="list-style-type: none"> <li>Inductive method</li> <li>Flashcards</li> <li>ICR Pictures</li> </ul>	<ul style="list-style-type: none"> <li>Worksheets</li> </ul>
	He -Group and She -group		05	<ul style="list-style-type: none"> <li>To understand and identify pronouns.</li> </ul>	<ul style="list-style-type: none"> <li>To understand difference between He-group and She group words.</li> </ul>	<ul style="list-style-type: none"> <li>Classify the words</li> </ul>	<ul style="list-style-type: none"> <li>Inductive method</li> <li>ICR Blackboard</li> </ul>	<ul style="list-style-type: none"> <li>Worksheets</li> </ul>


	Introducing Myself		02	<ul style="list-style-type: none"> <li>To understand about myself</li> </ul>	<ul style="list-style-type: none"> <li>To understand about myself</li> </ul>	<ul style="list-style-type: none"> <li>Speak about myself</li> </ul>	<ul style="list-style-type: none"> <li>ICR</li> </ul>	<ul style="list-style-type: none"> <li>Game</li> </ul>
5	Ducks on the Water 		05	<ul style="list-style-type: none"> <li>To understand poem about family.</li> </ul>	<ul style="list-style-type: none"> <li>To recite a poem with expression.</li> </ul>	<ul style="list-style-type: none"> <li>Join the dots and color the picture.</li> </ul>	<ul style="list-style-type: none"> <li>Poem recitation, Rhyming scheme</li> <li>ICR, Textbook</li> </ul>	<ul style="list-style-type: none"> <li>Question answers</li> </ul>

6		The True Friend	06	<ul style="list-style-type: none"> <li>To understand a poem about friendship.</li> </ul>	<ul style="list-style-type: none"> <li>Student will be able to understand the importance of friends in our life.</li> </ul>	<ul style="list-style-type: none"> <li>Make a thank you card for your friend.</li> </ul>	<ul style="list-style-type: none"> <li>Reading the text</li> <li>ICR Textbook</li> </ul>	<ul style="list-style-type: none"> <li>Complete the sentences about your best friend.</li> </ul>
---	--	-----------------	----	--	---	--	--	--



	<p>Doing Words</p> 		04	<ul style="list-style-type: none"> <li>To understand the action words in the sentences.</li> </ul>	<ul style="list-style-type: none"> <li>To identify the action words in the sentences.</li> </ul>	<ul style="list-style-type: none"> <li>Describe the actions which these body parts can do.</li> </ul>	<ul style="list-style-type: none"> <li>Inductive method</li> <li>ICR Pictures</li> </ul>	<ul style="list-style-type: none"> <li>Worksheet</li> </ul>
	<p>*Grammar Is ,Am, Are</p>		03	<ul style="list-style-type: none"> <li>To identify verbs in the sentences.</li> </ul>	<ul style="list-style-type: none"> <li>To understand the use of Is ,Am,Are.</li> </ul>	<ul style="list-style-type: none"> <li>Read each pair of sentence and tick the correct sentence.</li> </ul>	<ul style="list-style-type: none"> <li>Inductive method and Deductive method</li> <li>Flash card ICR</li> </ul>	<ul style="list-style-type: none"> <li>Worksheet</li> </ul>



<p>Is ,Am ,Are +verb +ing</p>			04	<ul style="list-style-type: none"> <li>To understand the use of verbs in present continuous tense.</li> </ul>	<ul style="list-style-type: none"> <li>To understand the structure of the sentence.</li> </ul>	<ul style="list-style-type: none"> <li>Tick the correct sentence and cross out the incorrect one.</li> </ul>	<ul style="list-style-type: none"> <li>Textbook ICR</li> </ul>	<p>Worksheet</p> <ul style="list-style-type: none"> <li></li> </ul>
-----------------------------------	--	--	----	---	--	--	--	---

	Has, Have		05	<ul style="list-style-type: none"> <li>To understand the use of 'Has' and 'Have'.</li> </ul>	<ul style="list-style-type: none"> <li>To understand the use of Has and Have to show belonging.</li> </ul>	<ul style="list-style-type: none"> <li>Create your own sentence</li> </ul>	<ul style="list-style-type: none"> <li>Inductive method</li> <li>ICR Flashcard</li> </ul>	<ul style="list-style-type: none"> <li>Worksheet</li> </ul>
	Picture Composition		03	<ul style="list-style-type: none"> <li>Understand and speak about picture</li> </ul>	<ul style="list-style-type: none"> <li>Understand and speak about picture</li> </ul>	<ul style="list-style-type: none"> <li>Speak about picture</li> </ul>	<ul style="list-style-type: none"> <li>ICR</li> </ul>	<ul style="list-style-type: none"> <li>Worksheet</li> </ul>
	Completing Sentences		03	Understand the sentence	<ul style="list-style-type: none"> <li>Understand the sentence</li> </ul>	<ul style="list-style-type: none"> <li>Make a sentence</li> </ul>	<ul style="list-style-type: none"> <li>ICR</li> </ul>	<ul style="list-style-type: none"> <li>Worksheet</li> </ul>
	Revision HALF YEARLY EXAMINATION	September 20	08					

7	<p>*Good Manners I can BE a Pal</p> 	October 19	05	<ul style="list-style-type: none"> <li>1.To understand a poem about good manners.</li> </ul>	<ul style="list-style-type: none"> <li>1. Student will be able to use 'Thank You' and 'Please' words.</li> </ul>	<ul style="list-style-type: none"> <li>Making chart of good manners.</li> </ul>	<ul style="list-style-type: none"> <li>Explanation of the theme Poem recitation</li> <li>ICR Pictures</li> </ul>	<ul style="list-style-type: none"> <li>Write thank you and please for the given sentence.</li> </ul>
	<p>*Grammar .A ,An ,The</p>		04	<ul style="list-style-type: none"> <li>To enable students to understand articles</li> </ul>	<ul style="list-style-type: none"> <li>To understand the proper use of articles in sentences.</li> </ul>	<ul style="list-style-type: none"> <li>Sort out the word using articles.</li> </ul>	<p>ICR Textbook</p> <ul style="list-style-type: none"> <li></li> <li></li> </ul>	<ul style="list-style-type: none"> <li>Worksheets</li> </ul>
	<p>Describing Words</p>	November 10	05	<ul style="list-style-type: none"> <li>To understand use of describing words in sentences.</li> </ul>	<ul style="list-style-type: none"> <li>To understand the use of adjectives.</li> </ul>	<ul style="list-style-type: none"> <li>Color the describing words</li> </ul>	<ul style="list-style-type: none"> <li>Flash card</li> <li>ICR</li> <li>Greenboard</li> </ul>	<ul style="list-style-type: none"> <li>Make your own sentence using given describing word.</li> </ul>

<p>This , That ,These ,Those</p>		05	<ul style="list-style-type: none"> <li>To understand the uses of This ,That ,These ,Those in sentences.</li> </ul>	<ul style="list-style-type: none"> <li>Student able to use This, That , These, Those in sentences.</li> </ul>	<ul style="list-style-type: none"> <li>Correct word from the brackets.</li> </ul>	<ul style="list-style-type: none"> <li>ICR</li> <li>Textbook</li> <li>Greenboard</li> </ul>	<ul style="list-style-type: none"> <li>Worksheets</li> </ul>
<p>*Grammar In ,On, Under ,Over, Near.</p>		06	<ul style="list-style-type: none"> <li>1. To understand position words in sentences.</li> </ul>	<ul style="list-style-type: none"> <li>1. Student will be able to use prepositions in day to day communication.</li> </ul>	<ul style="list-style-type: none"> <li>Identify the preposition for the given object.</li> </ul>	<ul style="list-style-type: none"> <li>ICR</li> <li>Textbook</li> </ul>	<ul style="list-style-type: none"> <li>Underline the position word in given sentences</li> </ul>
<p>Writing a 'Thank you' Note</p>		02	<ul style="list-style-type: none"> <li>To understand thank you note.</li> </ul>	<ul style="list-style-type: none"> <li>To understand thank you note</li> </ul>	<ul style="list-style-type: none"> <li>Write the thank you note</li> </ul>	<ul style="list-style-type: none"> <li>Textbook</li> </ul>	<ul style="list-style-type: none"> <li>Make a thank you card</li> </ul>
<p>Describing Picture</p>		04	<ul style="list-style-type: none"> <li>To understand Describing Picture</li> </ul>	<ul style="list-style-type: none"> <li>To understand Describing Picture</li> </ul>	<ul style="list-style-type: none"> <li>Describing picture</li> </ul>	<ul style="list-style-type: none"> <li>ICR</li> <li>Textbook</li> </ul>	<ul style="list-style-type: none"> <li>Worksheets</li> </ul>

8	<p>*Animal World</p> <p>The Parrots and Flowers</p>	December 16	06	<ul style="list-style-type: none"> <li>To enable the student to understand animal sounds.</li> </ul>	<ul style="list-style-type: none"> <li>1.To identify different sounds of animals.</li> </ul>	<p>Sequencing of pictures.</p> <ul style="list-style-type: none"> <li></li> </ul>	<ul style="list-style-type: none"> <li>Reading of the text</li> <li>ICR Textbook</li> </ul>	<ul style="list-style-type: none"> <li>Worksheet</li> </ul> 
9	<p>*If You Should Meet a Crocodile</p> 		06	<ul style="list-style-type: none"> <li>1. To enable the students to understand about crocodile's body parts.</li> </ul>	<ul style="list-style-type: none"> <li>1.To identify the body parts of a crocodile.</li> </ul>	<ul style="list-style-type: none"> <li>Recite the poem with action</li> </ul>	<ul style="list-style-type: none"> <li>Explanation</li> <li>Discussion</li> <li>ICR Pictures</li> </ul>	<ul style="list-style-type: none"> <li>Rhyming words</li> </ul>
	<p>*Grammar</p> <p>The Sentence</p>		03	<ul style="list-style-type: none"> <li>1. To enable the student to construct sentences with the use of punctuations .</li> </ul>	<ul style="list-style-type: none"> <li>1. Student will be able to construct their own simple sentences.</li> </ul>	<ul style="list-style-type: none"> <li>Identify the sentences.</li> </ul>	<ul style="list-style-type: none"> <li>ICR</li> <li>Blackboard</li> </ul>	<ul style="list-style-type: none"> <li>Worksheet</li> </ul>

	And		03	<ul style="list-style-type: none"> <li>1. To understand the use of 'And' in sentence.</li> </ul>	<ul style="list-style-type: none"> <li>Students will use and join sentences.</li> </ul>	<ul style="list-style-type: none"> <li>Picture description</li> </ul>	<ul style="list-style-type: none"> <li>Flashcards</li> <li>Picture</li> <li>ICR</li> </ul>	<ul style="list-style-type: none"> <li>Join each pair of sentences with and</li> </ul>
10	<p>Nature The Selfish Tree</p> 	January 19	08	<ul style="list-style-type: none"> <li>To enable the students to understand about nature.</li> </ul>	<ul style="list-style-type: none"> <li>1. Students will be able to learn more about the seasons.</li> </ul>	<ul style="list-style-type: none"> <li>Plastic bottles planters</li> </ul>	<ul style="list-style-type: none"> <li>Reading of the text Explanation</li> <li>Flashcard Picture ICR</li> </ul>	<ul style="list-style-type: none"> <li>Multiple choice questions.</li> </ul>
11	<p>*Open House</p> 		06	<ul style="list-style-type: none"> <li>1. To understand a poem about nature.</li> </ul>	<ul style="list-style-type: none"> <li>1. Students will be able to learn about nature appreciation.</li> </ul>	<ul style="list-style-type: none"> <li>Making a tree with pictures of different animal living on it.</li> </ul>	<ul style="list-style-type: none"> <li>Poem recitation Rhyming scheme</li> <li>Flashcards of different houses of animals</li> </ul>	<ul style="list-style-type: none"> <li>Expressing views on pictures</li> </ul>
	<p>*Grammar Word Power</p> <p>Second Unit Test</p>		06	<ul style="list-style-type: none"> <li>1. To enable the student to learn new words.</li> </ul>	<ul style="list-style-type: none"> <li>1. Students will be able to use new words.</li> </ul>	<ul style="list-style-type: none"> <li>Solve the cross word.</li> </ul>	<ul style="list-style-type: none"> <li>Textbook</li> <li>ICR</li> </ul>	<ul style="list-style-type: none"> <li>Worksheets</li> </ul>

	Grammar Reading Comprehension	February 19	04	<ul style="list-style-type: none"> <li>1. To enable the students to read the given stories with understanding.</li> </ul>	<ul style="list-style-type: none"> <li>1. Students will be able to read the stories with interest.</li> </ul>	<ul style="list-style-type: none"> <li>Reading of passage</li> </ul>	<ul style="list-style-type: none"> <li>Inductive and Deductive method</li> <li>Story book</li> </ul>	<ul style="list-style-type: none"> <li>Reading of stories</li> </ul>
	Grammar Composition		03	<ul style="list-style-type: none"> <li>To enable the students to describe the picture.</li> </ul>	<ul style="list-style-type: none"> <li>Student will learn about how to write 'Thank You' note</li> </ul>	<ul style="list-style-type: none"> <li>Thank You note</li> </ul>	<ul style="list-style-type: none"> <li>Pictures</li> <li>ICR</li> </ul>	<ul style="list-style-type: none"> <li>Picture composition</li> </ul>
	Rebus Story		02	<ul style="list-style-type: none"> <li>To understand Rebus Story</li> </ul>	<ul style="list-style-type: none"> <li>To understand Rebus Story</li> </ul>	<ul style="list-style-type: none"> <li>Reading a Story</li> </ul>	<ul style="list-style-type: none"> <li>ICR</li> </ul>	<ul style="list-style-type: none"> <li>Worksheet</li> </ul>
	Completing a Paragraph		03	<ul style="list-style-type: none"> <li>To understand completing a paragraph</li> </ul>	<ul style="list-style-type: none"> <li>To understand completing a paragraph</li> </ul>	<ul style="list-style-type: none"> <li>Complete the paragraph</li> </ul>	<ul style="list-style-type: none"> <li>ICR</li> </ul>	<ul style="list-style-type: none"> <li>Worksheet</li> </ul>

	Creative Writing		03	• To understand creative Writing	• To understand creative Writing	• Write in good handwriting	• ICR	• Notebook
	Revision		10					
	SECOND TERMINAL EXAMINATION	March 08						

IA-Shital B.

IB-Sonal Y.

IC-Ankita P.

ID-Geeta D.

Subject Teachers

Moderator

Principal