







VIDYA PRATISHTHAN'S




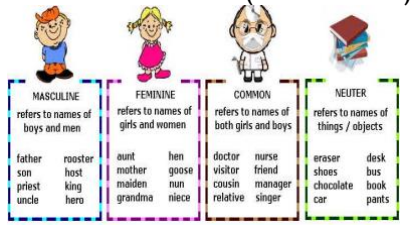

DR. CYRUS POONAWALLA SCHOOL (CBSE), VIDYANAGARI, BARAMATI


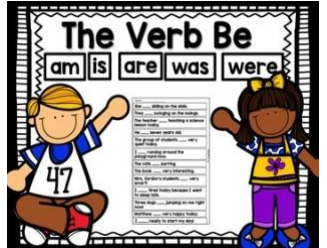



SUBJECT : ENGLISH

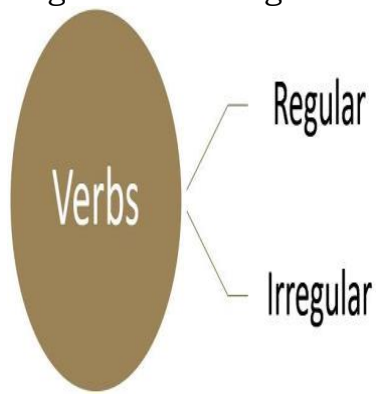
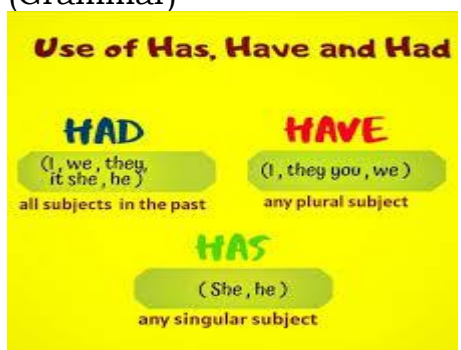

ANNUAL CURRICULUM PLANNING 2026-27






STD.III


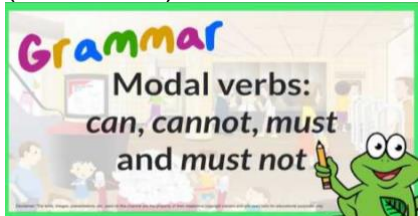

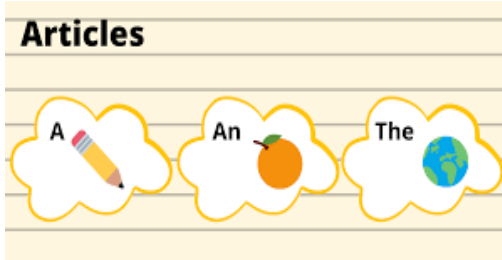
S.N.	MONTH	NAME OF THE LESSON	No. Of Periods Required	THEME	LEARNING OBJECTIVE	LEARNING OUTCOME	TEACHING AIDS	LSRW ACTIVITY	ACTIVITY
01.	April (20)	<p>Bridge Course:</p> <ul style="list-style-type: none"> Nouns and Types of noun  <ul style="list-style-type: none"> Verbs 	10	-	<ul style="list-style-type: none"> To enable the students to identify different kinds of noun. To enable the students to use verbs in spoken and written English. 	<ul style="list-style-type: none"> The students will be able to learn the basic concepts and understand the curriculum for the next class. 	<ul style="list-style-type: none"> Worksheet ICR 	Describe yourself, Talk about your family members, quiz.	-
		<p>1. Finding a New Spring (Story)</p> 	07	Travel	<ul style="list-style-type: none"> To enable the students to complete a word web related to travel. 	<ul style="list-style-type: none"> Students will be able to summarise a travel story. 	<ul style="list-style-type: none"> Textbook ICR Charts 	Sharing information	<p>Make a model of transport.</p> 
02		<p>Nouns : Common and proper nouns (Grammar)</p> 	03	-	<ul style="list-style-type: none"> To enable the students to understand the types of Nouns. 	<ul style="list-style-type: none"> The students will be able to recognize the difference between common nouns and proper nouns. 	<ul style="list-style-type: none"> ICR charts 	Crossword	-
03	June (16)	<p>2. The Pedlar's Caravan (Poem)</p> 	08	Travel	<ul style="list-style-type: none"> To enable the students to introspect on their travel plans. 	<ul style="list-style-type: none"> The students will be able to recite and comprehend the poem. 	<ul style="list-style-type: none"> Textbook ICR 	Listening to a poem	-






04		Singular and plural nouns (Grammar) 	08	-	<ul style="list-style-type: none"> To enable the students to identify difference between proper and common nouns. 	<ul style="list-style-type: none"> The students will be able to change a singular noun to plural form. 	<ul style="list-style-type: none"> Real objects ICR 	Making sentences	Collage making
	July (23)	First Periodic Test	06		•	•	•		
05		3. Reggie Mouse's Shrinking clothes (Picture story) 	05	Food and Health	<ul style="list-style-type: none"> To enable the students to Read and comprehend the story. 	<ul style="list-style-type: none"> The students will be able to appreciate a picture story. 	<ul style="list-style-type: none"> Textbook ICR 	Soft and hard <u>th</u> sounds	Making of a fruit salad 
06		Nouns Gender (Grammar) 	04	-	<ul style="list-style-type: none"> To enable the students to identify the types of gender noun. 	<ul style="list-style-type: none"> The students will be able to use the four types of gender nouns in sentences. 	<ul style="list-style-type: none"> Pictures ICR 	Writing the nouns in correct columns	-
07		Pronouns (Grammar) 	04	-	<ul style="list-style-type: none"> To enable the students to define pronouns. 	<ul style="list-style-type: none"> The students will be able to use and identify pronouns in a sentence. 	<ul style="list-style-type: none"> ICR Charts 	Speaking about family members	-
08		Verbs (Grammar)	04	-	<ul style="list-style-type: none"> To enable the students to identify verbs in a given text. 	<ul style="list-style-type: none"> The students will be able to recognize verbs and use them in sentences. 	<ul style="list-style-type: none"> ICR Charts 	Describing a picture	-


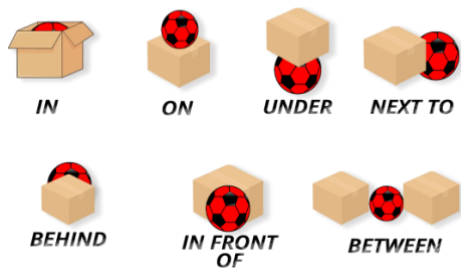

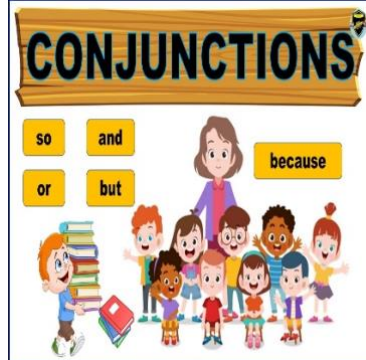
									
09	August (18)	Is, Am, Are, Was, Were (Grammar) 	07	-	<ul style="list-style-type: none"> To enable the students to identify helping verbs. 	<ul style="list-style-type: none"> The students will be able to explain how helping verbs work. 	<ul style="list-style-type: none"> ICR Charts 	Listening of a story	-
10		4. Cookies for Santa (poem) 	07	Food and Health	<ul style="list-style-type: none"> To enable the students to learn new words and their meanings. 	<ul style="list-style-type: none"> The students will be able to recite the poem with correct intonation. 	<ul style="list-style-type: none"> Textbook ICR 	Writing a dialogue	Making a Christmas card 
11		5. Simon says (story) 	07	Animal World	<ul style="list-style-type: none"> To enable the students to complete an art-integrated activity. 	<ul style="list-style-type: none"> The students will be able to recognize and use action words through a fun classroom activity. 	<ul style="list-style-type: none"> Textbook ICR Charts 	Writing an informal letter	-
12	September (20)	Reading Comprehension	05	-	<ul style="list-style-type: none"> To enable the students to answer questions about short passage using textual evidence. 	<ul style="list-style-type: none"> The students will be able to read and comprehend a story. 	<ul style="list-style-type: none"> Grammar book 	Reading a story	-

13		Regular and Irregular Verbs (Grammar) 	05	-	<ul style="list-style-type: none"> To enable the students to define regular verb and irregular verb. 	<ul style="list-style-type: none"> The students will be able to correctly use the verbs in a sentence. 	<ul style="list-style-type: none"> ICR Charts 	Story telling	Chart making
14		Has Have, Had (Grammar) 	05	-	<ul style="list-style-type: none"> To enable the students to use has or have to show possession. 	<ul style="list-style-type: none"> The students will be able to use have, has and had correctly in a sentence. 	<ul style="list-style-type: none"> Real objects ICR Charts 	Paragraph writing	-
15		Simple Present Tense (Grammar) 	03	-	<ul style="list-style-type: none"> To enable the students to identify present tense verbs in writing. 	<ul style="list-style-type: none"> The students will be able to define present tense and use the tense in a sentences correctly. 	<ul style="list-style-type: none"> ICR Timeline 	Speaking activity	-
		Half Yearly Examination			•	•	•		





16	October (19)	Present Continuous Tense (Grammar) 	04	-	<ul style="list-style-type: none"> To enable the students to define present continuous tense. 	<ul style="list-style-type: none"> The students will be able to correctly use the present continuous tense in a sentence. 	<ul style="list-style-type: none"> Timeline ICR 	Describing actions	-
17		Simple Past Tense(Grammar) 	04	-	<ul style="list-style-type: none"> To enable the students to define simple past tense. 	<ul style="list-style-type: none"> The students will be able to correctly use the simple past tense in a sentence. 	<ul style="list-style-type: none"> Timeline ICR 	Reading of a story	-
18		Simple Future Tense (Grammar) 	04	-	<ul style="list-style-type: none"> To enable the students to define simple future tense. 	<ul style="list-style-type: none"> The students will be able to correctly use the simple future tense in a sentence. 	<ul style="list-style-type: none"> Timeline ICR 	Speaking about planning a trip	-
19		6. A view of a Cat (poem) 	04	Animal World	<ul style="list-style-type: none"> To enable the students to summarise a poem. 	<ul style="list-style-type: none"> The students will be able to recite and comprehend a shape poem. 	<ul style="list-style-type: none"> Textbook ICR 	Write a shape poem	Making animals with play 

20		Paragraph Writing	03	-	<ul style="list-style-type: none"> To enable the students to write a paragraph. 	<ul style="list-style-type: none"> The students will be able to learn the basic structure of paragraph writing and express their own ideas through writing. 	<ul style="list-style-type: none"> ICR Charts 	Writing paragraphs on given topics	
21	November (10)	7. Everything Under the Sun (Picture story) 	06	Environment and Health	<ul style="list-style-type: none"> To enable the students to narrate events in sequence. 	<ul style="list-style-type: none"> The students will be able to become more aware about environment and health. 	<ul style="list-style-type: none"> Textbook ICR Charts 	Writing a diary entry	Checking resource efficiency
22		Can, Cannot; Should, Should Not (Grammar) 	04	-	<ul style="list-style-type: none"> To enable the students to identify modal verbs in writing. 	<ul style="list-style-type: none"> The students will be able to correctly use modal verbs in a sentence. 	<ul style="list-style-type: none"> ICR Charts 	-	-
23		8. Twinkle Twinkle Electric Car (Poem) 	08	Environment and Health	<ul style="list-style-type: none"> To enable the students to learn new words and their meanings. 	<ul style="list-style-type: none"> The students will be able to recite and comprehend a poem on environmental health. 	<ul style="list-style-type: none"> Textbook ICR 	Writing an acrostic poem	Copying and colouring a tracing painting
24		Articles (Grammar) 	06	-	<ul style="list-style-type: none"> To enable the students to define and identify an article. 	<ul style="list-style-type: none"> The students will be able to choose the correct article for the given noun. 	<ul style="list-style-type: none"> ICR Charts 	Completing the story using correct articles	-

25		Adjectives (Grammar) 	04	-	<ul style="list-style-type: none"> To enable the students to define and identify adjectives. 	<ul style="list-style-type: none"> The students will be able to use adjectives to describe a variety of images and scenarios. 	<ul style="list-style-type: none"> ICR Charts Real objects 	Describing the picture	-
26		Degrees of Comparison (Grammar) 	06	-	<ul style="list-style-type: none"> To enable the students to identify the three degrees of comparisons of adjectives. 	<ul style="list-style-type: none"> The students will be able to use the positive, comparative and superlative forms of adjectives 	<ul style="list-style-type: none"> ICR Charts 	Describing the picture	-
27		9.Uncle Owl (Picture story) 	06	Adventure and Mystery	<ul style="list-style-type: none"> To enable the students to summarise a folk tale. 	<ul style="list-style-type: none"> The students will be able to learn and use new vocabulary. 	<ul style="list-style-type: none"> Textbook ICR Charts 	Talking about a strange dreams	Making a paper rat 
28	December (16)	10.Tine and the Faraway Mountain (Story) 	06	Adventure and Mystery	<ul style="list-style-type: none"> To enable the students to summarise a biographical account. 	<ul style="list-style-type: none"> The students will be able to read and comprehend a biographical account. 	<ul style="list-style-type: none"> Textbook ICR 	Listening to a passage on adventure sports	-

29		Adverbs (Grammar) 	06	-	<ul style="list-style-type: none"> To enable the students to define adverbs. 	<ul style="list-style-type: none"> The students will be able to identify adverbs in a sentence. 	<ul style="list-style-type: none"> ICR 	Describing the picture	-
30		Preposition (Grammar) PREPOSITIONS OF PLACE 	03	-	<ul style="list-style-type: none"> To enable the students to define prepositions and explain their usage. 	<ul style="list-style-type: none"> The students will be able to use and identify prepositions in a sentence. 	<ul style="list-style-type: none"> Charts ICR Real objects 	Gap Fill	Making a model of park/h 
31		Conjunctions (Grammar) CONJUNCTIONS 	04	-	<ul style="list-style-type: none"> To enable the students to define conjunctions. 	<ul style="list-style-type: none"> The students will be able to create compound sentences using conjunctions. 	<ul style="list-style-type: none"> ICR Charts 	Making of sentences using conjunctions	-
32	January (19)	Second Periodic Test	06						

33	<p>11. If I had A Magic Carpet (poem)</p> 	04	Adventure and Mystery	<ul style="list-style-type: none"> To enable the students to summarise a fantasy poem. 	<ul style="list-style-type: none"> The students will be able to read and comprehend a fantasy poem. 	<ul style="list-style-type: none"> Textbook ICR 	Practising conversation using apostrophe for contraction	Picture Story
34	<p>The Sentences (Grammar)</p> 	02	-	<ul style="list-style-type: none"> To enable the students to differentiate between complete sentences and sentence fragments. 	<ul style="list-style-type: none"> The students will be able to make complete sentences. 	<ul style="list-style-type: none"> ICR Charts worksheet 	Writing of a paragraph	-
35	<p>Asking Questions (Grammar)</p> 	03	-	<ul style="list-style-type: none"> To enable the students to identify and distinguish between questions and statements. 	<ul style="list-style-type: none"> The students will be able to frame questions using question words. 	<ul style="list-style-type: none"> ICR Charts worksheet 	Asking a questions	-
36	<p>Contraction (Grammar)</p> <p>Contractions</p> <ul style="list-style-type: none"> A contraction is one word made from 2 words. The first word usually stays the same. Certain letters are taken out of the second word. An apostrophe will fill the space of the missing letters. 	04	-	<ul style="list-style-type: none"> To enable the students to define contractions. 	<ul style="list-style-type: none"> The students will be able to define contraction and correctly use the contractions in a sentence. 	<ul style="list-style-type: none"> ICR Charts worksheet 	Reading of conversation	-

37		Interjections (Grammar) 	03	-	<ul style="list-style-type: none"> To enable the students to define interjections. 	<ul style="list-style-type: none"> The students will be able to create their own sentences using interjections. 	<ul style="list-style-type: none"> ICR Charts worksheet 	Completing the paragraph	-
38		Punctuation (Grammar) 	03	-	<ul style="list-style-type: none"> To enable the students to differentiate between common punctuation marks. 	<ul style="list-style-type: none"> The students will be able to identify and properly use common punctuation marks. 	<ul style="list-style-type: none"> ICR Charts worksheet 	Completing the paragraph	-
39	February (19)	Using Dictionary (Grammar) 	08	-	<ul style="list-style-type: none"> To enable the students to put words into alphabetical order. 	<ul style="list-style-type: none"> The students will be able to use a dictionary. 	<ul style="list-style-type: none"> ICR Dictionary worksheet 	Arrange the words in alphabetical order	Make a Mini Dictionary
40		Unity Is Strength (play) 	05	Unity	<ul style="list-style-type: none"> To enable the students to summarise a play on the theme of unity. 	<ul style="list-style-type: none"> The students will be able to read and comprehend a play on theme of unity. 	<ul style="list-style-type: none"> Textbook ICR Charts 	Role Play	Writing a creative passage

41		Word Power	04	-	<ul style="list-style-type: none"> To enable the students to recognize and use synonyms. 	<ul style="list-style-type: none"> The students will be able to: use words with similar meaning to make writing more interesting. 	<ul style="list-style-type: none"> ICR Charts 	Paragraph Writing	-
42		Composition Process writing	02	-	<ul style="list-style-type: none"> To enable the students to write a steps to accomplish a task. 	<ul style="list-style-type: none"> The students will be able to: use transition words or linkers in their writing. 	<ul style="list-style-type: none"> ICR Charts 	Writing of recipes like lemonade , tea, etc.	-
43	March (08)	Revision		SECOND TERMINAL EXAMINATION					

SUBJECT TEACHERS

- Mrs. Shruti Nayak
- Mrs. Ankita Pawar
- Mrs. Sarita Navale
- Mrs. Geetanjali Dhole
- Mrs. Rupali Chavan

MODERATOR

PRINCIPAL

विद्या प्रतिष्ठान का, डॉ. सायरस पूनावाला स्कूल (सीबीएसई) बारामती

इयरा - तीसरी		वार्षिक विद्येज २०२६-२७		वार्षिक विद्येज २०२६-२७				
क्र. माह	पाठ का नाम	शैक्षणिक उद्देश्य	शैक्षणिक प्रवृत्ति	तारिख	कुल दिवस	शिखा प्रक्रिया	समासक गतिविधि	समासक
1	अप्रैल	1. सीख समास अर्थगत शब्द	प्रश्नो के हक एक परतल से मेवत अजानता। उदा. चारु से अजानतात। शब्द शब्दार्थ से बुद्धि करतल।	स्वरीकरण	3	20	छात्र प्रवृत्ति का महत्व समजते है। छात्र प्रवृत्ति का महत्व समजते है।	प्रवृत्ति प्रेम व्याकरण
2	जून	गिनती २ से ३ तक २.सप्याई (कहानी)	छात्रों को संख्या का ज्ञान समझाना। इंगितद्वारा का महत्व समझाना।	ज्ञात-अज्ञात	2	16	छात्र अंक जोतना तथा गिनतना सीखेंगे। छात्र इंगितद्वारा का महत्व समझते है।	संज्ञा के शब्द व्याकरण
		संज्ञा के शब्द	संज्ञा शब्द की परिभाषा तथा श्रेण	ज्ञात-अज्ञात	1		संज्ञा शब्द पहचानेंगे।	संज्ञा शब्द लिखेंगे।
		संदर्भनाम	परिभाषा तथा श्रेण की पहचान। संदर्भ में श्रेण से कल लेना सिखतल।	ज्ञात-अज्ञात	2		संदर्भनाम शब्दों की पहचान करेगे। छात्र संदर्भ में श्रेण से कल लेना सिखते है।	संदर्भनाम शब्दों का चार्ट बनातल। सही और गलत अवतारों की चूनि बनातल।
		३.नाकड़ी गली		स्वरीकरण	2			श्रेण
3	जुलै	३.पर्यावरण (नाटक)	पर्यावरण का महत्व विकसन की परिभाषा तथा श्रेण समझाना।	स्वरीकरण	3	23	छात्र पर्यावरण का महत्व समझेंगे। छात्र विशेषण शब्दों की पहचान करेगे।	वृक्षारोपण विशेषण शब्दों का चार्ट बनातल।
		छात्रन	छात्रन शब्दों से परिचित करतल।	ज्ञात-अज्ञात	1		छात्रन शब्दों के छान बहजना सिखेंगे।	छात्रन शब्दों का चार्ट बनातल।
		५.बुद्धिमान बंदर (कहानी)	छात्रों को पाठपाठ के नियमों की जानकारी देना।	स्वरीकरण	3		छात्र पाठपाठ के नियमों का पालन करतल है।	अज्ञातनाम के बारे बनातल।
		किरा	छात्रों को किरा शब्द तथा श्रेण से परिचित करतल।	ज्ञात-अज्ञात	1		किरा शब्द पहचानेंगे।	अज्ञातनाम
4	अगस्त	किरा विशेषण शब्द	किरा शब्दों से परिचित करतल। छात्रों को विशेषण शब्दों से परिचित करतल।	ज्ञात-अज्ञात	1	18	छात्र शब्दों के किरा बदकर लिखेंगे। छात्र विशेषण शब्द पहचानेंगे।	दल जोडितल और खोजितल शब्द चार्ट पर लिखेंगे। दल विशेषण शब्द लिखेंगे।
		समूहनामक शब्द	भाषा में संज्ञितनाम तथा संज्ञितनाम लेना।	ज्ञात-अज्ञात	1		छात्र दैनिक जीवन में समूहनामक शब्द का प्रयोग करेगे।	समूहनामक शब्द लिखेंगे।
		६.योग भाग्य योग (लेख)	योग का महत्व समझाना।	स्वरीकरण	3		छात्र हरीज योगनाम करेगे।	समूहनामक शब्द लिखेंगे।
		निबंध	लेखन कौशल को विकसित करतल।	ज्ञात-अज्ञात	2		छात्रों में लेखन कौशल विकसित होतल।	समास का सप्याई संज्ञा और तौना कचर चूनि बनातल।
5	सितंबर	समास लेखन	समास शब्दों की बुद्धि प्राथमिक शब्दों से परिचित करतल।	स्वरीकरण	2	20	छात्र समास लेखन करतल सिखेंगे।	समास लेखन कौशल को विकसित करतल।
		विशेषण शब्द	छात्रों में भाषा ज्ञान विकसित करतल।	ज्ञात-अज्ञात	2		छात्र प्राथमिक शब्दों को समझेंगे। छात्र समास से उचित विशेषण शब्द का प्रयोग करेगे।	कथित शब्द-संज्ञा से लिखेंगे। विशेषण शब्द का चार्ट बनातल।
		६.अरण्य क्रम (कहानी)	भाषा गिनती की सेवा करतल।	स्वरीकरण	2		छात्र शब्दों का समास करतल सिखेंगे।	अज्ञातनाम
		मुद्दावारे	मुद्दावारे से परिचित करतल।	ज्ञात-अज्ञात	1		छात्र मुद्दावारे का कचर में प्रयोग करतल सिखेंगे।	भाषा ज्ञान
6	अक्टूबर	९.हंस(कविता)	प्रथम सारनाम परीक्षा (२०२६-२७) कविता अनुचित का जंतर समझतल।	स्वरीकरण	2	19	छात्र उचित अनुचित की पहचान करतल सिखेंगे।	भाषा ज्ञान
		गिनती २ से ३ तक	संख्याओं का ज्ञान समझाना।	संख्या ज्ञान	1		छात्र संख्या की पहचान करेगे।	संख्या ज्ञान
		१०. गाय-पादोच्च चर	संज्ञा-संज्ञा का महत्व समझाना।	स्वरीकरण	2		छात्र अपना परिचर शब्द खोजेंगे।	संज्ञा और तौना कचर चूनि बनातल।
		अनेक शब्दों के लिए एक शब्द	संज्ञित शब्दों से परिचित करतल।	ज्ञात-अज्ञात	2		छात्र अनेक शब्दों के लिए एक शब्द का प्रयोग करेगे।	
7	नवंबर	11.चौतुरे की मुर्तियाँ	छात्रों में देशभक्ति की भावना विकसित करतल। कल्पनाशक्ति को विकसित करतल।	स्वरीकरण	2	10	छात्र नव-दुनाम करेगे।	दल समजसेवकों के नाम लिखेंगे।
		चित्र चर्चन	अज्ञातनाम, विशेषण तथा चार्ट के कलओं के बारे में जानकारी देना।	ज्ञात-अज्ञात	2		छात्रों को कल्पनाशक्ति का विकास होतल।	व्याकरण
8	दिसंबर	12. चार्ट का कलना	प्रथम सारनाम परीक्षा (२०२६-२७) लेखन कौशल को विकसित करतल।	स्वरीकरण	2	16	छात्र प्रवृत्ति का महत्व समझेंगे।	चार्ट की कलनाओ का चित्र बनातल।
		13.लेखनीयता की शुरुआत (कहानी)	लेखनीयता के समास बुझकता तथा इंगितद्वाराओं और कौशल से परिचित करतल।	स्वरीकरण	3		छात्रों में हरिहरनाम की कौशल विकसित होतल।	चर्चन
		कहानी लेखन	छात्रों में लेखन कौशल को विकसित करतल।	ज्ञात-अज्ञात	2		छात्रों में लेखन कौशल विकसित होतल।	कहानी पूरी कीजिए।
9	जनवरी	हम नहं नहं बणे हं	छात्रों में देश प्रेम, अपनी कर्तव्य की समझ की दिशा देना। विचार अभिव्यक्ति तथा लेखन कौशल विकसित करतल।	स्वरीकरण	3	19	छात्र देशप्रेम की भावनात्मक प्रवृत्ति करतल सिखेंगे।	देशप्रेम
		निबंध	संज्ञा और तौना कचर का महत्व समझाना।	ज्ञात-अज्ञात	2		छात्रों में आचरण की शुरुआत होतल।	समास लेखन कौशल को विकसित करतल।
10	फरवरी	संत पीटर	संत पीटर तथा अन्य संतो की कविता के बारे में जानकारी देना।	स्वरीकरण	3	19	छात्रों में आचरण की शुरुआत होतल।	समास लेखन कौशल को विकसित करतल।
		पी. जी. सिंधू (जीवनी)	भारत और सान का महत्व समझाना।	स्वरीकरण	3		छात्र अपने जीवन में अनुभवात्मक का महत्व समझेंगे।	अज्ञातनाम के बारे में लिखेंगे।
		विचार अभिव्यक्ति	प्रथम सारनाम परीक्षा (२०२६-२७)					अज्ञातनाम
		सिता बगडे						
		पिती ज्ञा-	मॉडरेटर				प्रश्नपत्रार्थ	

विद्या प्रतिष्ठानचे डॉ. सायरस पूनावाला स्कूल, बारामती

वार्षिक नियोजन २०२६-२७

इयता - तिसरी

विषय - मराठी

महिना	शीर्षक	शैक्षणिक उद्देश	शैक्षणिक साहित्य	उपक्रम	मूल्ये/ कौशल्य	तासिका	कामकाजा चे दिवस	समवाय
१ एप्रिल	सेतू अभ्यासक्रम कृतीपत्रिका सोडवणे.	पुनरावलोकन व्याकरण-वाचन शुद्धलेखन	पुस्तक चर्चा पद्धती		श्रवण कौशल्य, लेखन कौशल्य	६	२०	सामाजिक जीवन भाषाभ्यास
	१.ससा आणि कासव	स्पष्ट उच्चारसहित वाचन करता येणे कोणत्याही गोष्टीचा गर्व करू नये हे समजावणे.	पुस्तक, कथाकथन पद्धती	ससा आणि कासव ही कविता सादर करणे.	वाचन,श्रवण कौशल्य	३		हिंदी, इंग्रजी
	* समानार्थी शब्द विरुद्धार्थी शब्द	वैचारिक पातळी विकसित करणे.	पुस्तक, स्पष्टीकरण पद्धती		लेखन,श्रवण कौशल्य	०१		भाषा अभ्यास
२ जून	२. श्रावण बाळ	विद्यार्थ्यांना पौराणिक कथांचे महत्त्व समजावणे.	पुस्तक, कथाकथन पद्धती		सौजन्यशीलता श्रवण कौशल्य	०४	१६	हिंदी, इंग्रजी, इतिहास
	नाम (व्यकरण)	विद्यार्थ्यांची वैचारिक पातळी विकसित करणे.	पुस्तक स्पष्टीकरण पद्धती	नाम ही संकल्पना समजून घेऊन प्रत्येकी पाच उदाहरणे लिहा.	आकलन लेखन कौशल्य	०४		भाषा ज्ञान
३ जुलै	३. भाजी घ्या भाजी	विद्यार्थ्यांना कविता तालासुरात गाता येणे.	पुस्तक गायन पद्धती, स्पष्टीकरण पद्धती	'भाजी घ्या भाजी' या कवितेची तालासुरात साभिनय सादरीकरण करा.	श्रवण, लेखन कौशल्य	०३	२३	सामान्य विज्ञान
	● यमक शब्द	वैचारिक पातळी विकसित करणे.	पुस्तक स्पष्टीकरण पद्धती	दिलेल्या भाज्यांचे शिजवलेल्या भाज्या व न शिजवलेल्या भाज्या यामध्ये वर्गीकरण करा.	आकलन कौशल्य	०२		भाषा अभ्यास
	प्रथम घटक चाचणी (उजळणी)					०६		
४. ऑगस्ट	४. नारदांचे गर्वहरण	विद्यार्थ्यांना वाचन करताना शब्दांचा स्पष्ट करून उच्चार करता येणे.	पुस्तक स्पष्टीकरण पद्धती		वाचन कौशल्य श्रवण कौशल्य	०२	१८	इतिहास, हिंदी, इंग्रजी
	५. लाकूडतोड्या	विद्यार्थ्यांस अस्खलित वाचन करता येणे त्यास प्रामाणिकपणाचे महत्त्व समजावणे.	पुस्तक गायन पद्धती	दिलेल्या शब्दांच्या आधारे शब्द साखळी पूर्ण करा	वाचन कौशल्य सामाजिक कौशल्य	०३		हिंदी, इंग्रजी
	६. सेवाभावी खार	विद्यार्थ्यांच्या आकलन क्षमतेचा विकास करणे.	पुस्तक कथाकथन पद्धती		सहकार्य,वाचन कौशल्य	०३		हिंदी,इंग्रजी, इतिहास
५ सप्टेंबर	सर्वनाम	वैचारिक पातळी विकसित करणे.	पुस्तक स्पष्टीकरण पद्धती		आकलन लेखन कौशल्य	०२	२०	भाषा ज्ञान
	चिमणा-चिमणीच लग्नीन (कविता)	कविता तालासुरात गाता येणे कवितेतील शेवटी सारखे असणारे शब्द ओळखता येणे.	पुस्तक स्पष्टीकरण पद्धती		संवाद कौशल्य सामाजिक कौशल्य सर्वधर्मसहिष्णुता	०४		इतिहास, भूगोल, विज्ञान

		* जोडशब्द	वाचन व लेखन कौशल्य विकसित करणे.	पुस्तक स्पष्टीकरण पद्धत	कंसातील शब्दांचा उपयोग करून जोडशब्द पूर्ण करा.	आकलन कौशल्य	०२		भाषा अभ्यास
		*अंकलेखन	विद्यार्थ्यांना अंकाचे वाचन व लेखन करता येणे.	पुस्तक स्पष्टीकरण पद्धती		आकलन लेखन कौशल्य	०२		अंकगणित
६	ऑक्टोबर	*लिंग बदला	विद्यार्थ्यांची वैचारिक पातळी विकसित करणे.	पुस्तक स्पष्टीकरण पद्धत		आकलन	०१	१९	भाषा अभ्यास
		प्रथम सत्र परीक्षा (उजळणी)					०६		परिसर अभ्यास
		८. बुड बुड घागरी	विद्यार्थ्यांस वाचन करताना शब्दांचा स्पष्ट उच्चार करता येणे.	पुस्तक कथाकथन पद्धती		सामाजिक कौशल्य वाचन कौशल्य श्रम प्रतिष्ठा	०३		हिंदी, भूगोल
७	नोव्हेंबर	समानार्थी शब्द विरुद्धार्थी शब्द	विद्यार्थ्यांची वैचारिक पातळी विकसित करणे.	पुस्तक स्पष्टीकरण पद्धती		आकलन	०१	१०	भाषा ज्ञान
		९. महात्मा गांधी	विद्यार्थ्यांस महात्मा गांधी यांचे देशभक्तीपर कार्य समजावून सांगणे	पुस्तक स्पष्टीकरण पद्धती	तुम्हाला आवडणारे शोर पुरुषाची माहिती मिळवा व लिहा.	लेखन कौशल्य नीटनेटकेपणा	०३		इतिहास, भूगोल
८	डिसेंबर	यमक शब्द	वैचारिक पातळी विकसित करणे.	पुस्तक स्पष्टीकरण पद्धत		आकलन कौशल्य	०२	१६	भाषा ज्ञान
		१०. घड्याळादा (कविता)	विद्यार्थ्यांस कविता त्याला सुरत गाता येणे.	पुस्तक स्पष्टीकरण पद्धत	घड्याळाचे चित्र काढा व त्यामध्ये शाळेची वेळ दाखवा.	श्रवण कौशल्य अचूकता	०४		चित्रकला
		• वचन बदला	वैचारिक पातळी विकसित करणे.	पुस्तक स्पष्टीकरण पद्धती	दिलेले चित्र ओळखून एक-अनेक वचनी शब्द लिहा .	आकलन	०२		भाषा अभ्यास
९	जानेवारी	द्वितीय घटक चाचणी (उजळणी)					०४	१९	
		११. उंदराची टोपी	विद्यार्थ्यांना वाचन करताना स्पष्ट विचार करता येणे.	पुस्तक स्पष्टीकरण पद्धती		वाचन लेखन कौशल्य	०३		
		१२. पळ रे भोपळ्या	विद्यार्थ्यांस विविध प्राणी व भाज्यांची माहिती देता येणे.	पुस्तक कथाकथन पद्धती	कंसातील शब्द पाहून कथा पूर्ण करा व कथेला योग्य शीर्षक द्या.	वाचन श्रवण कौशल्य	०२		विज्ञान
१०	फेब्रुवारी	शब्दसमूहाबद्दल एक शब्द	विद्यार्थ्यांची वैचारिक पातळी विकसित करणे.	पुस्तक स्पष्टीकरण पद्धती		आकलन कौशल्य	०२	१९	भाषा अभ्यास
		१३. शाळा सुटली (कविता)	विद्यार्थ्यांस कविता त्याला सुरत गाता येणे.	पुस्तक गायन पद्धती	'माझी शाळा' या विषयावर सात ते आठ ओळी निबंध लिहा.	श्रवण, लेखन कौशल्य	०२		विज्ञान
		*विशेषण	विद्यार्थ्यांची वैचारिक पातळी विकसित करणे.	पुस्तक स्पष्टीकरण पद्धत		आकलन	०१		भाषा ज्ञान
		१४. हात लावला की सोने	विद्यार्थ्यांना कल्पना व वास्तव यातील फरक समजावणे.	पुस्तक स्पष्टीकरण पद्धती	चित्र पाहून शब्दकोडे पूर्ण करा.	श्रवण, आकलन कौशल्य	०२		इतिहास, विज्ञान
		*ध्वनिदर्शक शब्द	विद्यार्थ्यांची वैचारिक पातळी विकसित करणे. तसेच पशु पक्षांचे आवाज काढता येणे.	पुस्तक स्पष्टीकरण पद्धती		आकलन कौशल्य	०२		भाषा अभ्यास
११.	मार्च	द्वितीय सत्र परीक्षा (उजळणी)						०८	

विषय शिक्षक

प्राचार्या

किरण सरक किरण

ज्योती जगदाळे

अंजाबापू गावडे

Vidya Pratishthan's


Dr. Cyrus Poonawalla School (CBSE)

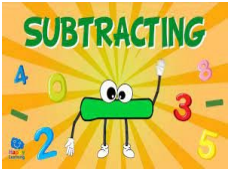






Annual Curriculum Planning , 2026 – 27

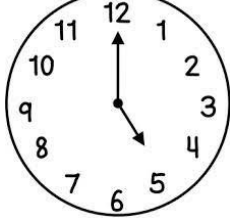

Std-III


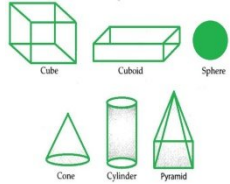
Sub -Mathematics

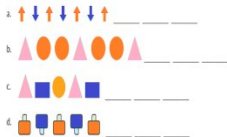

Sr. No.	Content/Topic	Month and Working Days	No. of Periods for teaching	Learning Objectives	Expected Learning Outcome	Activity	Teaching Aids	Assessment
	<p><u>BRIDGE COURSE</u></p> <p>*Numbers up to 200</p>	April (08)	04	<ol style="list-style-type: none"> Write expanded form of number. Learn about place value, face value, even and odd numbers. 	<p>Student will be able to:</p> <ol style="list-style-type: none"> Write expanded form, place and face value of numbers. Identify even and odd numbers. 	To understand place value and face value (using abacus)	Abacus, set of numbers	Worksheet
	<p>*Addition</p> <p>*Subtraction</p>		03	<ol style="list-style-type: none"> Add 2-digit and 3-digit numbers (with and without regrouping). Subtract 2-digit and 3-digit numbers. Understand word problem ,addition and subtraction facts 	<ol style="list-style-type: none"> Student will be able to add and subtract 2-digit and 3- digit numbers. Apply addition and subtraction facts. 	To solve addition and subtraction problem.	ICR ,set of numbers	Add and subtract the following.

	<p>* Multiplication</p> <p>*Division</p>		03	<ol style="list-style-type: none"> 1. Understand multiplication as repeated addition, skip counting, multiplication facts. 2. Multiply 2 and 3– digit number by 1-digit number. 3. Understand equal sharing, division on repeated subtraction, divide a 2. 	<ol style="list-style-type: none"> 1. Student will be able to multiply 2 and 3– digit number by 1-digit number. 2. Solve example of division. 	Divide given objects into groups	Skip counting, set of numbers	Multiply and divide the following ,Worksheet
1.	<p>1. Large Numbers</p> 	April(12)	13	<ol style="list-style-type: none"> 1. Read and write 4-digit numbers. 2. Face value & place value. 3. Compare numbers. 4. Form large and smaller number. 5. Round off numbers to nearest tens and hundreds 	<p>Students will be able to:</p> <ol style="list-style-type: none"> 1.Represent 4- digit numbers on the Abacus 2.Write the number names, predecessor, successor of given 4- digit numbers. 3.Identify the numbers are odd or even. 4.Round the number to nearest ten / hundred /thousand. 	Face value and place value numbers	Abacus	Worksheet , Google Form

2.	<p>2. Addition and Subtraction</p>  	May(00) and June(14)	24	<ol style="list-style-type: none"> 1. Add 3-digit and 4-digit numbers(with and without regrouping) 2. To find estimated sum. 3. Properties of addition. 4. Subtract 2, 3 and 4 digit numbers 5. Estimate difference between two numbers 6. Properties of subtraction 7. Word problems 	<p>Students will be able to:</p> <ol style="list-style-type: none"> 1. Add 4- digit numbers. 2. Estimate the sum between two Numbers to the nearest ten / hundred and then compare with actual sum . 3. Apply the properties of addition. 4. Solve word problem. 5. Subtract two 3- digit numbers vertically. 6. Estimate the difference between two Numbers to the nearest ten / hundred, and then compare with actual difference. 7. Apply the properties of subtraction. 	Formation of 4-digit numbers and Subtraction with regrouping	cards of numbers and Blocks of ones, tens & hundreds	Worksheet ,Add the following. Subtract the following.																
3.	<p>3. Multiplication</p> <table border="1" data-bbox="397 1258 631 1485"> <tr> <td>3x4</td> <td>8x5</td> <td>3x6</td> <td>4x4</td> </tr> <tr> <td>4x2</td> <td>9x4</td> <td></td> <td>1x4</td> </tr> <tr> <td></td> <td>4x3</td> <td>5x5</td> <td>10x2</td> </tr> <tr> <td>3x6</td> <td>6x6</td> <td>2x3</td> <td>2x8</td> </tr> </table>	3x4	8x5	3x6	4x4	4x2	9x4		1x4		4x3	5x5	10x2	3x6	6x6	2x3	2x8	June((02)/July(15)	18	<ol style="list-style-type: none"> 1. Multiply using number line. 2. Multiply a 3-digit number by 1 & 2 digit number 3. Properties of multiplication. 	<p>Students will be able to:</p> <ol style="list-style-type: none"> 1. Building multiplication tables. 2. Multiply 3-digit number by one digit and two digit number. 3. Recognise that 	To learn multiplication with marbles / pebbles / blocks	Multiplication table chart marbles	Worksheet, The First Periodic Test
3x4	8x5	3x6	4x4																					
4x2	9x4		1x4																					
	4x3	5x5	10x2																					
3x6	6x6	2x3	2x8																					

					<p>multiplication can be done in any order.</p> <p>4. Multiply numbers by power of 10 and their multiples.</p>																	
4.	<p>4. Time</p> 	July(06)/August (10)	17	<ol style="list-style-type: none"> 1. Read and write time. 2. Know about the days of the week, the months of a year and the leap year. <p>Know about time line of an event</p>	<p>Students will be able to:</p> <ol style="list-style-type: none"> 1. Interpret a calendar. 2. Writes dates in numbers. 3. Create a time line and list events on it. 	To make model of a clock	Clock, calendar, ICR	<p>Draw the hands on the clock to show the time.</p> <p>Worksheet</p>														
5.	<p>5. Data Handling</p> <table border="1" data-bbox="397 714 626 901"> <thead> <tr> <th>DAYS</th> <th>ABSENTEES</th> </tr> </thead> <tbody> <tr> <td>MONDAY</td> <td>●●●●●</td> </tr> <tr> <td>TUESDAY</td> <td>●●●●</td> </tr> <tr> <td>WEDNESDAY</td> <td>●●●●●●●●●●</td> </tr> <tr> <td>THURSDAY</td> <td>●●</td> </tr> <tr> <td>FRIDAY</td> <td>●</td> </tr> <tr> <td>SATURDAY</td> <td>●●●●●●●●</td> </tr> </tbody> </table>	DAYS	ABSENTEES	MONDAY	●●●●●	TUESDAY	●●●●	WEDNESDAY	●●●●●●●●●●	THURSDAY	●●	FRIDAY	●	SATURDAY	●●●●●●●●	August (08)/ September(06)	14	<ol style="list-style-type: none"> 1. Collect data 2. Represent the data by a pictograph & a bar graph 3. Interpret the data 	<p>Students will be able to:</p> <ol style="list-style-type: none"> 1. Represent data by a pictograph and a bar graph. 2. Interpret the data. 	To draw a bar graph & pie chart	Information chart, ruler, compass & notebook	<p>Read the pictograph to answer the questions.</p> <p>Worksheet</p>
DAYS	ABSENTEES																					
MONDAY	●●●●●																					
TUESDAY	●●●●																					
WEDNESDAY	●●●●●●●●●●																					
THURSDAY	●●																					
FRIDAY	●																					
SATURDAY	●●●●●●●●																					
6.	<p>6. Division</p> 	September(14)/October (07)	22	<ol style="list-style-type: none"> 1. Divide using number line. 2. Understand division as repeated subtraction. 3. Use multiplication table for division. 4. Division facts. 5. Divide 2-digit or 3-digit numbers by 1-digit number. 6. Long division method 7. Checking division 	<p>Students will be able to:</p> <ol style="list-style-type: none"> 1. Use repeated subtraction to solve division problem. 2. Apply the properties of division. 3. Solve word problem related to division. 4. Student will be able to divide 2 and 3-digit number by 1-digit number 5. Solve word problem 	<p>Division using marbles / pebbles / blocks</p> <p>Quick quiz on division</p>	<p>Different things i.e. pencil, sharpener to introduce the concept</p>	<p>Divide and check your answer.</p> <p>Worksheet The Half Yearly Examination</p>														

					related to division.			
7.	<p>7.Fractions</p> 	October(12)	12	<ol style="list-style-type: none"> 1. Identify the numerator & the denominator 2. Recognise simple fractions 3. Define the properties of fractions 	<p>Students will be able to:</p> <ol style="list-style-type: none"> 1. Describe the concepts 'half' 'one third' and quarter by shading. 2. Identify fraction based on shaded parts of whole and Identify the numerator and denominator of fractions 	Making fractions using paper plate	Fraction kit from Math-lab, paper plate	<p>Fill in the blanks.</p> <p>Worksheet</p>
8.	<p>8.Shapes</p> 	November(10)/December(06)	18	<ol style="list-style-type: none"> 1. Identify solid shapes 2. Classify lines as curved or straight lines 3. Define the plane (2D) shapes. 4. Define point, line, line segment & ray. 	<p>Students will be able to:</p> <ol style="list-style-type: none"> 1. Identify different solid shapes. 2. Identify curved and flat surfaces. 3. Identify plane figures. 4. Identify and define part of circle and find out the diameter given the radius and vice versa. 5. Measure and draw line segment. 	To make Tangram	Different 2-D shapes, solid (3D) shapes	<p>Draw the shapes and fill in the table.</p> <p>Worksheet</p>

9.	<p>9. Patterns And Symmetry</p>  <p>The diagram shows four rows of patterns labeled a, b, c, and d. Row a has four pairs of arrows pointing up and down. Row b has a sequence of shapes: a pink triangle, a blue square, a yellow circle, a pink triangle, a blue square, a yellow circle, a pink triangle, a blue square, a yellow circle. Row c has a sequence of shapes: a pink triangle, a blue square, a yellow circle, a pink triangle, a blue square, a yellow circle. Row d has a sequence of shapes: a pink triangle, a blue square, a yellow circle, a pink triangle, a blue square, a yellow circle.</p>	December(10/January(05)	15	<ol style="list-style-type: none"> 1. Identify the patterns in nature, in man-made thing and in numbers 2. Understand the designs in tiling 3. Define symmetry and symmetrical shapes 	<p>Students will be able to:</p> <ol style="list-style-type: none"> 1. Create growing and decreasing patterns of shapes, numbers and alphabets. 2. Identify symmetrical figures and draw their axes of symmetry. 3. Draw Tiling patterns. 	<p>Make symmetrical shapes Make tiling pattern</p>	<p>Different things such as table, chair, bench, designs, etc.</p>	<p>Draw next two shapes in the pattern.</p>
10.	<p>10. Measurement</p>  <p>The diagram shows a yellow pencil and a wooden ruler with a scale from 0 to 6 centimeters.</p>	January(14)/February(02)	20	<ol style="list-style-type: none"> 1. Convert units of length, weight and capacity from one unit to another unit 2. Add & subtract – length, weight and capacity 	<p>Students will be able to:</p> <ol style="list-style-type: none"> 1. Compare length and measure lengths in metres. 2. Convert length, weight and capacity from one unit to another unit. 3. Solves problems on addition and subtraction of length. 	<p>To measure length, weight & capacity of different objects</p>	<p>Different measures of length, weight and capacity</p>	<p>Worksheet The Second Periodic test</p>
11.	<p>11. Money</p>  <p>The diagram shows several Indian Rupee banknotes of different denominations (10, 20, 50, 100, 200, 500, 1000).</p>	February(12)	18	<ol style="list-style-type: none"> 1. Identify different demonstrations of notes & coins 2. Convert rupees into paise and vice versa 3. Add, subtract, multiply & divide money 4. Understand how to prepare bills 	<p>Students will be able to:</p> <ol style="list-style-type: none"> 1. Count and write money. 2. Add, subtract, multiply & divide money 3. Prepare bills for expenses. 	<p>Group activity for shopping</p>	<p>Dummy currency notes, coins, bills, etc.</p>	<p>Convert the following. Worksheet</p>

IIIA- Mrs.Sonali Nagawade IIIB-Mrs. Chaitali Chandgude	12.	Revision	February(05) March(08)	06	To revise the full syllabus of annual exam	Students will understand all the concepts	Understands and solves all questions and sums	Text book	The second terminal examination
---	-----	----------	---------------------------	----	---	---	---	-----------	------------------------------------

IIIC-Mrs.Monali Gholap

IIID-Mrs.Monali Jagtap

III E-Mrs.Sayali Thorat

Subject teachers.

Moderator.


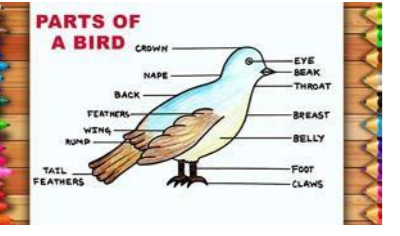
Principal






Vidya Pratishthan's



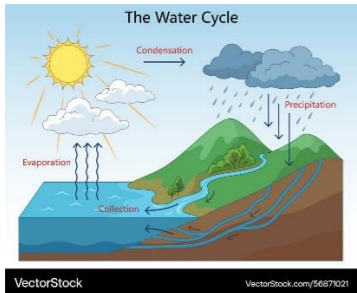


Dr.Cyrus Poonawalla School (CBSE)

Annual Curriculum Planning (ACP) 2026-27

Std- 3rd									Sub- Science
Sr. No	Content/ Topic	Month	No. of working days for Teaching	Learning Objectives	Expected Learning Outcome.	Activity	Teaching Aids	Assessment	21 st Century Skills
1.	Bridge course a)Parts of Our Body. 	April	1 st Day	-To know the different parts of our body.	-Students will be able to tell the functions of body parts.	- listening the heartbeats	- ICR - Stethoscope	Draw a diagram of kidney.	Creativity
	b)Living and Non-Living Things. 	April	2 nd Day	-To understand living things and non-living things and their characteristics.	-Students will be able to tell the characteristics of living and non-living things.	-List out different living things and non-living things around you.	-Objects and images	List out living and non-living things.	Critical thinking
	c)Our Universe 	April	3 rd Day	-To know the universe and Earth's neighborhood.	-Students will be able to understand the universe and how it works.	Draw a diagram of the things present in the space.	Model of galaxy, moon and solar system	Drawing	Creativity and Critical thinking
	d)Safety and first aid 	April	4 th Day 5 th day Worksheet	-To know the safety rules to be followed at Home, School and road. - To know about first aid.	- Students will be able to follow all the safety rules	-Find out what a first aid box should contain.	First aid box, sharp things.	-List out safety rules we should follow in school.	Problem solving and Critical thinking

2.	<p>Ch. No-1 Living and Non- living Things</p> 	April 20	10	<ul style="list-style-type: none"> -To know the Classification of living and non-living things. -To know the similarities between living and non-living things. -To know the different natural and man-made things. 	<ul style="list-style-type: none"> -Students will be able to differentiate the living and non-living things. -Students will be able to tell the concept of food chain. 	<ul style="list-style-type: none"> - Describe the given pictures. -Find the odd one out. -To sow some seeds and observe them growing. - Make a list of living things and note the way of their movement. 	<ul style="list-style-type: none"> - ICR - Charts. - Objects and models. -Real things 	<ul style="list-style-type: none"> -Paste the pictures of living and natural things as well as non-living and man-made things. -Write the difference between living things and non-living things. 	Information literacy and critical thinking
3.	<p>Ch. No-2 Parts of plants</p> <p>Parts of a plant</p> 	April and June 16	09	<ul style="list-style-type: none"> - To know about parts of plants. - To understand the functions of parts of plants. -To know the parts of a plant. - To Study roots, stems, leaves, flowers, fruits, seeds and their function. -To understand germination of seeds. 	<ul style="list-style-type: none"> - Students will be able to recall characteristics of plants and the function plants. -Students will be able to tell the germination of seed. 	<ul style="list-style-type: none"> - Draw and colour the diagram of plant and label it. 	<ul style="list-style-type: none"> -Specimen -Chart 	<ul style="list-style-type: none"> -Draw the diagram of plant and label it. 	Critical thinking, Observation, Initiative, Self-awareness
4.	<p>Ch. No-3 Soil</p> 	June 16	10	<ul style="list-style-type: none"> -To learn the formation of soil. -To understand the content of soil. -To know the uses of soil. 	<ul style="list-style-type: none"> - Students will be able to understand the formation of soil, its content and uses. 	<ul style="list-style-type: none"> -Mix some garden soil in a jar with water, observe and draw the different layers of soil. 	<ul style="list-style-type: none"> - Science lab activity. -ICR 	<ul style="list-style-type: none"> -Draw the colourful diagram of soil profile and label it. 	Productivity, Awareness
5.	<p>Ch. No-4 Animals-Food and Feeding Habitat</p> 	July 23	08	<ul style="list-style-type: none"> -To know the feeding habits of animals. -To know about food chain. -To know about domestic animals and their care. 	<ul style="list-style-type: none"> -students will be able to tell the characteristics of eating habits of animals and food chain. 	<ul style="list-style-type: none"> Observe the different characteristics of animals and their eating habits. 	<ul style="list-style-type: none"> -Videos. -ICR Different types of food chain 	<ul style="list-style-type: none"> To paste sample pictures of animals and their food chain in your note book. <p>*Periodic Test I</p>	Collaboration, Critical thinking
6.	<p>Ch. No.-5 Birds</p> <p>PARTS OF A BIRD</p> 	July 23	09	<ul style="list-style-type: none"> -To learn different body parts of a bird-beak, wings, feathers, feet and claws. -Types and function. -To know about nests of birds 	<ul style="list-style-type: none"> -Students will be able to speak on the different body parts of a bird, their types and functions. -Students will be able to tell the concept of nest. 	<ul style="list-style-type: none"> -Make a bird feeder. - Collect the fallen feathers and feel the texture. -Showing a short film on bird. 	<ul style="list-style-type: none"> -ICR. -Fallen feathers. 	<ul style="list-style-type: none"> -Paste pictures with the names of state & state bird of Maharashtra and 5 more states in your scrap book and write about their feathers, colour and beaks. 	Information literacy and Collaboration
7.	<p>Ch. No. 6 Our Body</p> 	August 18	10	<ul style="list-style-type: none"> -To study the organs and organ systems- Skeletal system, muscular system, digestive system, breathing system, nervous system, circulatory system, excretory system and reproductive system. -To understand the importance of 	<ul style="list-style-type: none"> -Students will be able to tell the different organs and their functions in the different organ systems. -Students know the importance of exercise. 	<ul style="list-style-type: none"> -Story telling - Making a model of lungs with balloon. -Drawing and colouring a diagram. 	<ul style="list-style-type: none"> -ICR. -Models of all systems. -Videos. 	<ul style="list-style-type: none"> -Draw the diagram of kidney and label it. 	- Self-awareness, Productivity, Critical thinking, Information literacy

				exercise.					
8.	<p>Ch. No. 7 housing and Clothing</p> 	August	08	<p>-Types of Houses and Clothing. -Materials to be used</p>	-Students will be able to know the types of houses and clothing.	Drawing, colouring the types of clothes as per the seasons.	-ICR -Different materials	Paste the pictures of types of houses and write their names.	Critical thinking, Problem solving
9.	<p>Ch. No.-8 Safety and First Aid</p> 	September 20	06	<p>-To know the safety rules to be followed at Home, School and road. - To know about first aid</p>	- Students will be able to know and follow all the safety rules	<p>- Make a model of a traffic signal and give a presentation in the class and speak what each colour says. -Find out what a first aid box should contain.</p>	<p>Model of traffic signal. -First Aid Box.</p>	Present yourself in class stating the importance of traffic light.	Initiative, self-awareness, Problem solving
	Revision	September						*Half Yearly Examination	
10.	<p>Ch. no. 9 -Light</p> 	September 20	06	<p>- To identify sources of light. - To understand features of light. To know about light, luminous and non-luminous objects, shadows- its properties.</p>	<p>-Students will be able to identify the artificial and natural light. -Students will be able to tell the formation of shadow and its properties.</p>	-Stand in sun at different timings and study the shadow formed and make a note of it.	- ICR - Torch	-Tell 5 examples of luminous and non luminous objects.	Productivity, Creativity
11.	<p>Ch. No 10- Sound</p>  <p>Sources of sound are all around us.</p>	October 19	05	<p>-To study sound and its types. - To understand the difference between pleasant and unpleasant sounds.</p>	<p>-Students will be able to know the concept of sound, its types -Students will be able to identify the sounds of different animals and nature.</p>	-Playing rain drum musical instrument and water whistle	-ICR. -Torch. -Simple musical instruments	Worksheet.	Productivity, Creativity
12.	<p>Ch. No-11 Force</p> 	October 19	07	<p>- To understand meaning of force. -To understand push and pull and effects of force.</p>	- Students will be able to define force and push or pull on an object.	-Make different shaped with play dough and understand force can change size and shape of it.	- ICR - Rubber band - Clay	-Tell about 10 activities we do daily and explain which type of force we need to do that activity. For ex. Brushing ,writing.	Critical thinking, Creativity
13.	Ch. No-12 Measurement	November	08	- To measure length	-Students will be able to tell how	- Measuring height and weight	-Thermometer	-Match the pairs	Critical

		10		<ul style="list-style-type: none"> - To measure weight - To measure temperature - To measure volume - To measure time 	<ul style="list-style-type: none"> to measure different things with an appropriate parameter. -Thermometer - Measuring tape Weight machine 	<ul style="list-style-type: none"> of students. -Match the pairs - Complete the table. 	<ul style="list-style-type: none"> - Measuring tape -Weight machine 	<ul style="list-style-type: none"> - Complete the table. 	<ul style="list-style-type: none"> thinking, Problem solving
14.	Ch. No-13 Air 	November and December 16	06	<ul style="list-style-type: none"> -To know about Air and its properties. - To define wind . - To understand the uses of air ,things air contain and importance of fresh air. 	<ul style="list-style-type: none"> - students will be able to explain what air is and its importance. -Students will be able to define wind as moving air. -Students can identify things present in air. 	<ul style="list-style-type: none"> - Make a poster on the importance of keeping the air clean and add a slogan. 	<ul style="list-style-type: none"> - ICR. -Science lab activity. 	<ul style="list-style-type: none"> -Tell the uses of air -Worksheet -. 	<ul style="list-style-type: none"> Critical thinking, Problem solving
15.	Ch. No-14 Water 	December 16	06	<ul style="list-style-type: none"> -To identify three states of water. -To describe water cycle. 	<ul style="list-style-type: none"> -Students will be able to identify water states in daily life. -students will be able to map the water cycle journey. 	<ul style="list-style-type: none"> - Create a poster about reducing , reusing water. 	<ul style="list-style-type: none"> -ICR. -Charts. -Science lab activity 	<ul style="list-style-type: none"> -Draw the colourful diagram of water cycle and label it. 	<ul style="list-style-type: none"> Critical thinking, creativity
16.	Ch. No.- 15 Weather and Seasons 	January 19	09	<ul style="list-style-type: none"> -To define weather. -To identify factors affecting weather. -To describe seasons. -To explain how seasons affect us. 	<ul style="list-style-type: none"> -Students will be able to identify weather patterns. -Students will be able to name and order the main seasons. -Students will be able to describe the features of each seasons. 	<ul style="list-style-type: none"> -Story telling 	<ul style="list-style-type: none"> -ICR. -Charts. 	<ul style="list-style-type: none"> -Paste the picture of your favourite season and then write an essay of about 20 sentences describing it. *Periodic Test II 	<ul style="list-style-type: none"> Creativity, Media literacy
17.	Ch.No.-16 Earth, Sun and Moon 	February 10	09	<ul style="list-style-type: none"> -To know about the sun. -To understand the solar system. -To study the features of earth , sun , moon and stars. 	<ul style="list-style-type: none"> -Students will be able to identify the planets in the solar system. -Students will be able to tell Constellation of stars. 	<ul style="list-style-type: none"> -Cut out stars of silver paper and make a chart showing any one constellation 	<ul style="list-style-type: none"> -ICR. -Charts. -Model of solar system. 	<ul style="list-style-type: none"> Cut out stars of silver paper and make a chart showing any one constellation 	<ul style="list-style-type: none"> Creativity, Information literacy
18.	Revision	February and March	10	To revise syllabus for exam.	Students will be able to recall all the chapters very well.	Read and understand the questions and answer them.	Textbook.	Worksheet.	*Second Terminal Examination

Subject Teachers

III A – Fiza K.
 III B & D – Priya K.
 III C – Bhoopali J.
 III E – Pratiksha S.

Moderator

Principal





VIDYA PRATISHTHAN'S






DR. CYRUS POONAWALLA SCHOOL (CBSE), VIDYANAGARI, BARAMATI



SUBJECT : Social Studies




ANNUAL CURRICULUM PLANNING 2026-27


STD.III

S.N.	MONTH	NAME OF THE LESSON	No. Of Periods Required	LEARNING OBJECTIVE	LEARNING OUTCOME	TEACHING AIDS	LSRW ACTIVITY	ACTIVITY
01.	April 	Bridge Course: Directions Our Earth Our Environment and Pollution Our Universe Our Country India	06	To enable students to learn the basic concepts and understand the curriculum for the next class.	Students will be able to define basic concepts.	Worksheet ICR	.	
02		The Earth in the Univers	03	To enable the students to visualize the Earth in the Universe.	Students will be able to understand the concept of heavenly bodies.	Textbook, ICR Charts	Sharing information	Draw and colour the picture of the solar system.
03		Earth-The Living Planet	03	To enable the students to appreciate that earth is a unique planet.	Students will be able to identify the shape of the Earth and what makes life possible on Earth.	ICR,Charts	Group work	Make a poster on 'Earth Day'
04	June 	Studying the Earth		To enable the students to assess the need to keep the environment clean and pollution free.	Students will be able to understand the importance of the Environment.	ICR		Write slogans on save Earth water. Plant one tree at home.

05	July 	Our Country <i>India</i>	08	To enable the students to understand about our country	Students will be able to identify and locate the states and union territories on a political map of India.	ICR	Group Work	Map skill - States and their
	July	First Periodic Test	06					
06		Our States		To enable the students to speak about states	Students will be able to find out the states on the map	ICR	Group work	Group Discussion
07	August 	The Food We Eat.	04	To enable the students to identify the indian food.	Students will be able to understand the importance of the food.	Pictures,ICR	Group work ss	Group Discussion on health unhealthy food.
08	 CLOTHES IN INDIA	The Clothes We Wear	04	To enable the students to identify the different clothes of India.	Students will be able to findout clothes of India	ICR,Charts		Read the clues and write th different clothes
09	 FESTIVALS OF INDIA	Our Festivals	04	To enable the students to understand festivals of India.	Students will be able to describe the festivals of India.	ICR,Charts	A political map of India	Solve the worksheet

10	September 	Means Of Transport	07	To enable the students to identify means of transport of India.	Students will be able to describe the means of transport of India.	ICR,Charts	Speaking activity	Solve the worksheet
11	HALF YEARLY EXAM	Revision						
12	October 	Means of Communication.	07	To enable the students to identify means of communication of India.	Students will be able to describe the means of communication of India.	Textbook.ICR Charts	Speaking activity	Solve the worksheet
13		People in Our Lives	05	To enable the students to identify different people in their lives.	Students will be able to explain the role of these people in simple words.	ICR,Textbook	Group work	Draw picture of important lives.
14	November	Local Governmental Agencies	05	Students will be able to understand local government and its importance in daily life.	Understand their role as responsible citizens.	ICR,Charts		

15	December 16 	Delhi	05	Students will be able to describe different places in Delhi.	Prepare a poster or collage on the topic 'Delhi'	ICR,Charts	Speaking activity	Pictures of different places
16	January 19	Mumbai	03	Students will be able to describe different places in Mumbai.	Recognize different places in Mumbai.	ICR	Group Discussion	Pictures of various places,
17	SECOND PERIODIC TEST							
18		Mumbai	01	Students will identify the different places in Kolkata.	Know famous places in Kolkata.	ICR,Textbook	Group Discussion	Map
19		Kolkata	04	Students will identify the different places in Kolkata.	Know famous places in Kolkata.	ICR,Textbook	Speaking activity	Map

20		Chennai	04	Students will be able to identify different places in Chennai.	Know famous places in Chennai.	ICR	Speaking activity	Map
19	February	Some More Cities		Students will be able to develop interest in learning about India.	Understand different cities in India	Textbook, ICR		worksheet
20		Our Environment	03	Students will be able to understand the importance of the Kalinga war in Ashoka's life.	Understand different types of environment	ICR,Charts	Outdoor activity	worksheet
22		Early Humans	06	Students will be able to understand the importance of early human	Students will understand the lifestyle tools,discoveries of early human.	Textbook,ICR	Speaking Activity	worksheet
23	March	Revision	04				-	

	SECOND TERMINAL EXAM							
--	----------------------	--	--	--	--	--	--	--

SUBJECT TEACHERS

: III A Mrs. Sonal Yadav

III B,C,E- Mrs. Shital Bhairat

III D- Mrs. Sarita Nawale

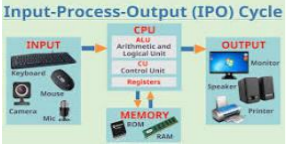



MODERATOR

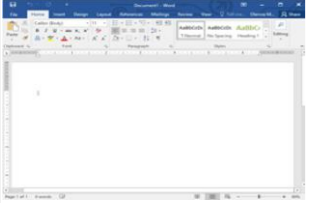
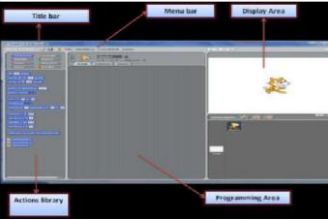

PRINCIPAL

VIDYA PRATISHTHAN'S
DR. CYRUS POONAWALLA SCHOOL (CBSE)
ANNUAL CURRICULUM PLANNING 2026 – 27

SUB-COMPUTER STUDIES

STD-III

Sr. No.	Topic	Month & No of days	No. of Periods	Learning Objectives	Expected Learning outcomes	Activity	Teaching Aids	Assessment
1	Introduction to IPO 	April (20)	(08)	To enable the students to know the working, advantage, limitation of a computer.	❖ Students learn about working of computer, Advantage and limitation of a computer	❖ Students learn about working of computer	❖ Demonstration will be shown on the ICR.	Objectives type questions Write down the example of IPO Cycle. (page no. 7)
2	Computer Hardware and Software 	June (16)	(10)	To enable the students to know the hardware and software	❖ Students learn about computer hardware and software of computer and types of software	❖ Students learn about computer hardware and software and types of software	❖ Demonstration will be shown on the ICR.	Objectives type questions Identify the system software and application software. Write down the example application software. (page no 13)
3	Keyboard and Mouse 	July (23)	(12)	• To enable the student's keys on a keyboard, On Screen keyboard and Mouse.	❖ Students learn about keys on a keyboard, On Screen keyboard and Mouse.	❖ Students learn about keys on the keyboard and mouse.	❖ Demonstration will be shown on the ICR.	Objectives type questions (page no. 30)
4	Operating System 	October (19)	(10)	To enable the student to study about the icons	❖ Students can easily identify the icons of computer.	❖ Showing icons on the desktop and tell them to write down the names of that icons	❖ Demonstration will be shown on the ICR.	Give Worksheet1 Identify the icons and write their names (Page no. 42)

5	<p>Introduction to MS word</p> 	<p>November (10)</p>	(08)	<p>To enable the students to know about Microsoft word 2016</p>	<p>❖ Students can use the font tools ,alignment tools , bullet points ,apply borders in MS Word</p>	<p>Write some sentences in MS Word and change the colour of each line, use different font for all sentence save and exit the program.</p>	<p>❖ Demonstration will be shown on the ICR.</p>	<p>Identify the font styles (Normal, Bold, Italic, Underline) in the following adjectives. (page no. 55)</p>
6	<p>Introduction to Scratch 3.0</p> 	<p>December (16) January (19)</p>	(14)	<p>● To enable the students to study the components of Scratch, Moving a Sprite, Drawing and Saving project in Sprite.</p>	<p>❖ Students can open Scratch Window and can identify the components of Scratch.</p>	<p>❖ Open Scratch and draw colourful circles. ❖ Save your drawing and exit from scratch. Re-open a drawing in Scratch.</p> 	<p>❖ Demonstration will be shown on the ICR.</p>	<p>Objectives type questions Draw the given shapes in scratch. (page no. 69)</p>

Subject Teacher

Mrs. Supriya Ankush.

Mrs. Punam Sapkal.

Moderator

Principal

VIDYA PRATISHTHAN'S DR. CYRUS POONAWALLA SCHOOL (CBSE) BARAMATI

SUB - Drawing

ANNUAL CURRICULUM PLANNING 2026 – 27

STD - III

Sr. No.	Topic – Drawing	Month & Working days	No. of days for Teaching	Learning Objectives	Expected Learning outcomes	Activity	Teaching Aids	Assessment
1.	Type of lines & Shapes Type of Colours – Primary & Secondary Colours	April (20)	02 02	<ul style="list-style-type: none"> • Students need to know the different type of lines in real life things as well as in different drawings. • Information about Primary colours. • Students need to know the correct way of colouring a picture. 	<ul style="list-style-type: none"> ❖ Students will try to draw sleeping, standing, curved, zigzag lines. ❖ Students will recognize all type of lines. ❖ Students will know the information of Primary colours. ❖ Students will try to colour a picture slowly with concentration. 	<ul style="list-style-type: none"> ❖ Draw columns on the paper (in the drawing book) and draw the different type of lines as demonstrated. ❖ Draw a circle on the paper (in the drawing book) and draw the colour wheel of Primary colours and colour it. 	<ul style="list-style-type: none"> ❖ Demonstration will be shown with chalks on the board. ❖ Teacher may show a demonstration in student's book with a pencil and colours. 	<ul style="list-style-type: none"> ❖ Complete the Assessment.
2.	Nature Drawing [Activity-1]	June (16)	02	<ul style="list-style-type: none"> • Students need to know the different type of shapes in real life as well as in different drawings. 	<ul style="list-style-type: none"> ❖ Students will try to draw geometrical, natural and manmade shapes. ❖ They will recognize all type of shapes. 	<ul style="list-style-type: none"> ❖ Draw the different type of shapes on the paper (in the drawing book). 	<ul style="list-style-type: none"> ❖ Demonstration will be shown with chalks on the board. 	<ul style="list-style-type: none"> ❖ Complete the Assessment.
3.	Butterfly		02	<ul style="list-style-type: none"> • Students need to know how to draw and colour an umbrella. 	<ul style="list-style-type: none"> ❖ Students will try to draw and colour an umbrella. 	<ul style="list-style-type: none"> ❖ Draw and colour an umbrella on the paper (in the drawing book). 	<ul style="list-style-type: none"> ❖ Teacher may show a demonstration in student's book with a pencil and colours. 	
4.	Animal (Tiger, Elephant, Rabbit, Peacock, Dog) [Activity-2]	July (23)	02	<ul style="list-style-type: none"> • Students need to know how to draw and colour the butterfly. 	<ul style="list-style-type: none"> ❖ Students will try to draw and colour the butterfly. 	<ul style="list-style-type: none"> ❖ Draw and colour the butterfly on the paper (in the drawing book). 	<ul style="list-style-type: none"> ❖ Demonstration will be shown with chalks on the board. ❖ Teacher may show a demonstration in student's book with a pencil and colours. 	<ul style="list-style-type: none"> ❖ Complete the Assessment.
5.	Indian flag (M.D)	August (18)	02	<ul style="list-style-type: none"> • Students need to know how to draw and colour an animal and the Indian flag. 	<ul style="list-style-type: none"> ❖ Students will try to draw and colour an animal and the Indian flag. 	<ul style="list-style-type: none"> ❖ Draw and colour an animal and the Indian flag on the paper (in the drawing book). 	<ul style="list-style-type: none"> ❖ Demonstration will be shown with chalks on the board. 	<ul style="list-style-type: none"> ❖ Complete the Assessment.
6.	Rocket Collage Activity [Activity-3]		02				<ul style="list-style-type: none"> ❖ Teacher may show a demonstration in student's book with a pencil and colours. 	

7.	Fish Tank	October (19)	02	<ul style="list-style-type: none"> Students need to know how to draw and colour the flower pot and the car. 	❖ Students will try to draw and colour the flower pot and the car.	❖ Draw and colour the flower pot and the car on the paper (in the drawing book).	<ul style="list-style-type: none"> ❖ Demonstration will be shown with chalks on the board. ❖ Teacher may show a demonstration in student's book with a pencil and colours. 	❖ Complete the Assessment.
8.	Fruits		02					
9.	Diwali (M.D) [Activity-4]	November (10)	03	<ul style="list-style-type: none"> Students need to know how to draw and colour an ice-cream. 	❖ Students will try to draw and colour an ice-cream.	❖ Draw and colour an ice-cream on the paper (in the drawing book).	<ul style="list-style-type: none"> ❖ Demonstration will be shown with chalks on the board. ❖ Teacher may show a demonstration in student's book with a pencil and colours. 	❖ Complete the Assessment.
10.	Flower Pot	December (16)	02	<ul style="list-style-type: none"> Students need to know how to draw and colour the cake. 	❖ Students will try to draw and colour the cake.	❖ Draw and colour the cake on the paper (in the drawing book).	<ul style="list-style-type: none"> ❖ Demonstration will be shown with chalks on the board. ❖ Teacher may show a demonstration in student's book with a pencil and colours. 	❖ Complete the Assessment
11.	Temple	January (19)	03	<ul style="list-style-type: none"> Students need to know how to draw and colour the temple. Students will observe the different temples around them. 	❖ Students will try to draw and colour the temple.	❖ Draw and colour the temple on the paper (in the drawing book).	<ul style="list-style-type: none"> ❖ Demonstration will be shown with chalks on the board. ❖ Teacher may show a demonstration in student's book with a pencil and colours. 	❖ Complete the Assessment
12.	Object - Bucket	February (19)	03	<ul style="list-style-type: none"> Students need to know how to draw and colour the bucket. 	❖ Students will try to draw and colour the bucket.	❖ Draw and colour the bucket on the paper (in the drawing book).	<ul style="list-style-type: none"> ❖ Demonstration will be shown with chalks on the board. ❖ Teacher may show a demonstration in student's book with a pencil and colours. 	❖ Complete the Assessment

Subject Teacher

Moderator

Principal